

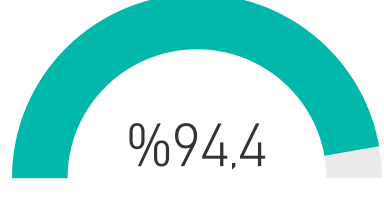


Best Trading Signals  
By AltCenter

## BINANCE FUTURES REPORT 2020 SEPTEMBER

TOTAL PROFIT  
%3428

Success Rate



Completed Trades

36  
# of Signals

%3428  
Total Profit

Win Trades

34  
# of Trades

%3603  
Win Profit

Loss Trades

2  
# of Trades

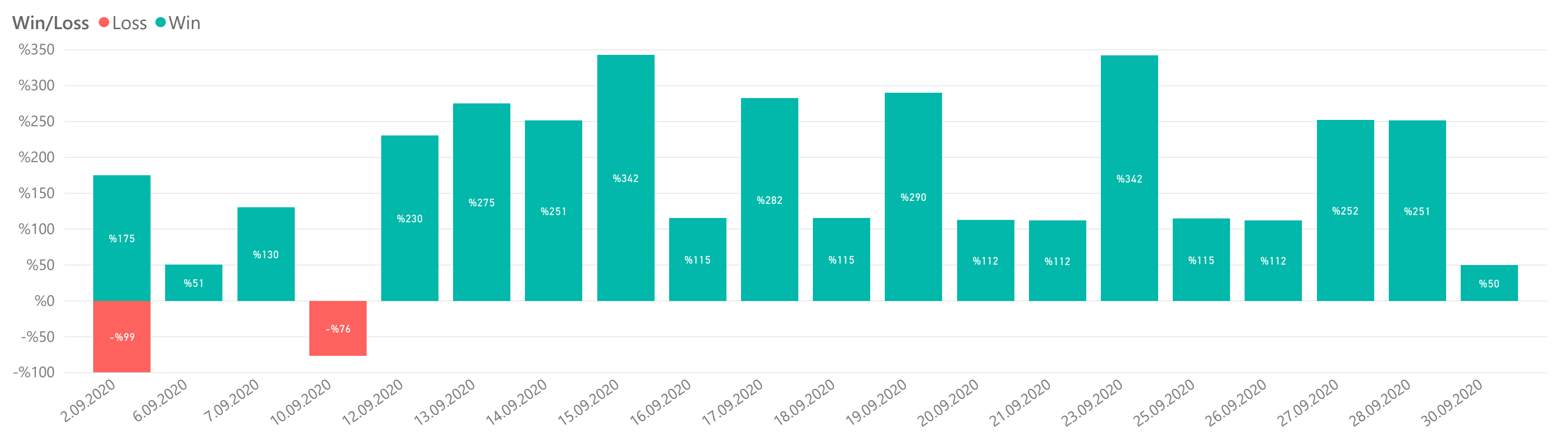
-%175  
Loss Rate



### LIST OF ALL TRADES

Signal Date	Pair	Buy Rate	Target 1	Target 2	Stop Loss	Manual Close	Final Profit/Loss	Duration (hours)
1.09.2020	ADA/USDT	0.1257	0.1275	0.1290	0.1220		%73,6	1,07
1.09.2020	DOGE/USDT	0.0032	0.0033	0.0033	0.0032		%51,0	1,31
2.09.2020	ALGO/USDT	0.4650	0.4697	0.4752	0.4530		%50,5	1,00
2.09.2020	ZIL/USDT	0.2041	0.2070	0.2094	0.2000		-%99,2	1,05
6.09.2020	VET/USDT	0.1285	0.1298	0.1313	0.1262		%50,6	1,00
7.09.2020	BZRX/USDT	0.4847	0.4772	0.4721	0.4925		%130,0	1,05
10.09.2020	BTC/USDT	10381.0000	10460.0000	10550.0000	10050.0000		%162,8	3,59
10.09.2020	ZIL/USDT	0.1775	0.1803	0.1823	0.1748		-%76,1	1,07
12.09.2020	ATOM/USDT	5.3000	5.3640	5.4220	5.1950		%115,1	1,15
12.09.2020	YFII/USDT	0.6002	0.6074	0.6140	0.5875		%115,0	1,00
13.09.2020	YFI/USDT	38100.0000	37648.0000	37243.0000	38832.0000		%112,5	1,02
14.09.2020	BNB/USDT	30.7000	30.3360	30.0100	31.2890		%112,4	1,25
14.09.2020	XMR/USDT	86.1300	87.1640	88.1110	84.5070		%115,0	1,10
14.09.2020	YFI/USDT	40879.0000	41543.0000	41994.0000	40277.0000		%136,4	1,06
15.09.2020	MKR/USDT	489.0800	494.9490	500.3290	479.8670		%115,0	1,01
15.09.2020	YFI/USDT	40450.0000	40935.0000	41380.0000	39688.0000		%115,0	1,01
16.09.2020	YFI/USDT	34500.0000	34914.0000	35294.0000	33850.0000		%115,1	1,01
17.09.2020	BAL/USDT	20.3000	20.0590	19.8440	20.6900		%59,4	1,00
17.09.2020	SXP/USDT	1.4850	1.4670	1.4520	1.5140		%111,1	1,01
17.09.2020	YFII/USDT	4335.0000	4284.0000	4238.0000	4418.0000		%111,9	1,01
18.09.2020	OMG/USDT	3.3470	3.3870	3.4240	3.2840		%115,0	1,01
19.09.2020	MKR/USDT	504.0500	510.0990	515.6430	494.5550		%115,0	1,06
19.09.2020	THETA/USDT	0.5947	0.6018	0.6084	0.5835		%59,7	1,01
19.09.2020	ZRX/USDT	0.4170	0.4220	0.4266	0.4091		%115,1	1,29
20.09.2020	THETA/USDT	0.5610	0.5543	0.5484	0.5718		%112,3	1,15
21.09.2020	XLM/USDT	0.0745	0.0736	0.0728	0.0759		%112,2	1,03
22.09.2020	ETC/USDT	4.8780	4.9370	4.9900	4.7860		%114,8	2,18
23.09.2020	TRX/USDT	0.2535	0.2565	0.2593	0.2487		%114,4	1,08
23.09.2020	ZRX/USDT	0.3595	0.3552	0.3514	0.3664		%112,7	1,03
25.09.2020	RUNE/USDT	0.4095	0.4144	0.4189	0.4018		%114,8	1,02
26.09.2020	LINK/USDT	10.4700	10.3460	10.2350	10.6710		%112,2	1,03
27.09.2020	RLC/USDT	0.9290	0.9401	0.9504	0.9115		%115,2	1,09
27.09.2020	SXP/USDT	1.3256	1.3472	1.3618	1.3061		%136,5	1,06
27.09.2020	TRX/USDT	0.2644	0.2687	0.2716	0.2605		%136,2	1,72
28.09.2020	ETC/USDT	5.5050	5.5711	5.6316	5.4013		%115,0	1,01
30.09.2020	KNC/USDT	0.9820	0.9918	1.0025	0.9615		%49,9	1,17

### WIN & LOSS CHART



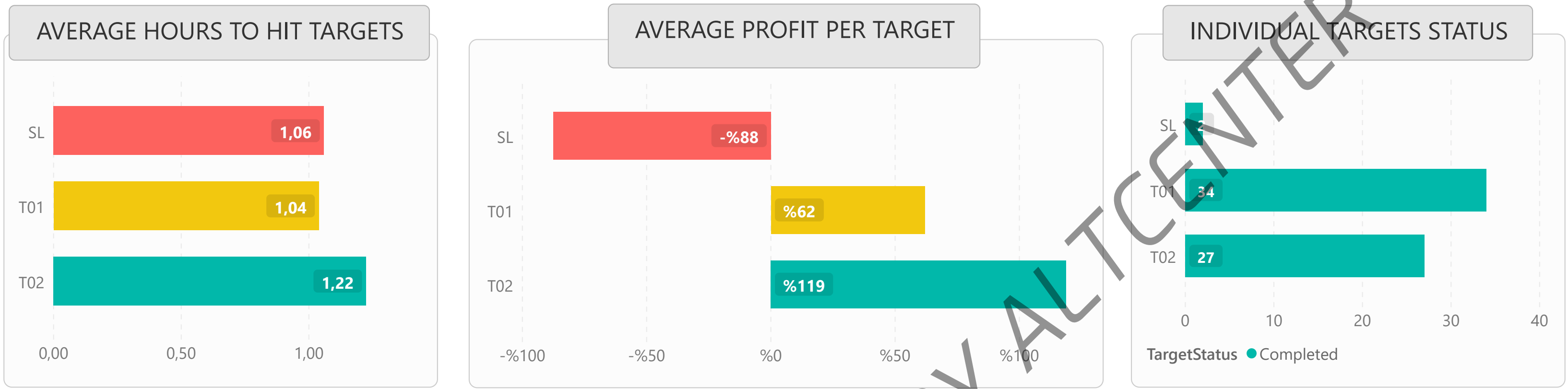
### TOP WIN & LOSS TRADES

Signal Date	Pair	Final Profit	Tot. Dur. (days)	Final Target
10.09.2020	BTC/USDT	%162,8	3,59	T02
27.09.2020	SXP/USDT	%136,5	1,06	T02
14.09.2020	YFI/USDT	%136,4	1,06	T02
27.09.2020	TRX/USDT	%136,2	1,72	T02
7.09.2020	BZRX/USDT	%130,0	1,05	T02

Signal Date	Pair	Trade Loss	Tot. Dur. (days)
2.09.2020	ZIL/USDT	-%99,2	1,05
10.09.2020	ZIL/USDT	-%76,1	1,07



# 1) DETAILED STATS OF TARGETS (T1, T2, T3 etc.)



# 2) TARGET DURATION vs PROFIT/LOSS SCATTER CHART

