



BINANCE FUTURES REPORT 2020 OCTOBER

TOTAL PROFIT
%5329

Success Rate



Completed Trades

61 # of Signals
%5329 Total Profit

Win Trades

56 # of Trades
%5598 Win Profit

Loss Trades

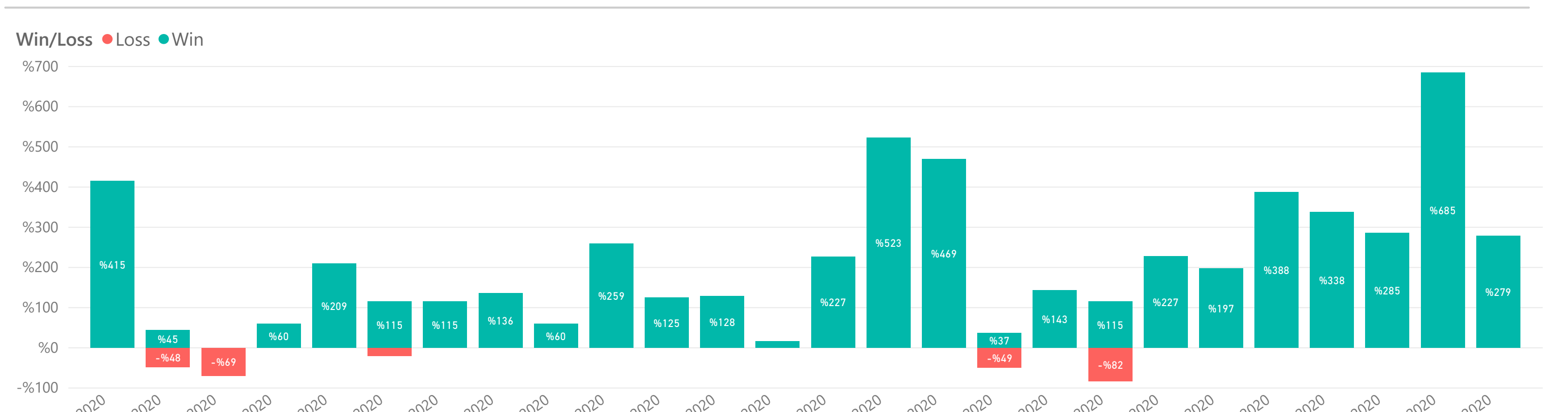
5 # of Trades
-%269 Loss Rate



LIST OF ALL TRADES

Signal Date	Pair	Buy Rate	Target 1	Target 2	Stop Loss	Manual Close	Final Profit/Loss	Duration (hours)
30.09.2020	KNC/USDT	0.9820	0.9918	1.0025	0.9615		%104,4	1,50
1.10.2020	ICX/USDT	0.4452	0.4505	0.4554	0.4368		%59,5	1,04
1.10.2020	SNX/USDT	4.9085	4.8370	4.7850	4.9890		%125,8	1,09
1.10.2020	XTZ/USDT	2.2360	2.2040	2.1800	2.2730		%125,2	1,02
3.10.2020	ATOM/USDT	5.1500	5.3800	5.6000	4.8000		%44,7	1,89
3.10.2020	COMP/USDT	124.0000	129.0000	140.0000	115.4000		-%69,4	3,46
3.10.2020	SOL/USDT	2.6519	2.6950	2.7242	2.6128	2.6267	-%47,5	1,40
7.10.2020	SNX/USDT	3.8750	3.9215	3.9641	3.8020		%60,0	1,01
7.10.2020	YFI/USDT	14560.0000	13995.0000	13188.0000	15870.0000		%94,2	1,45
8.10.2020	BAL/USDT	14.3800	14.5526	14.7107	14.1091		%115,0	1,06
9.10.2020	BAND/USDT	6.4032	6.5072	6.5779	6.3089	6.3768	-%20,6	1,06
9.10.2020	ETC/USDT	5.2150	5.2776	5.3349	5.1168		%115,0	1,65
9.10.2020	XMR/USDT	111.8000	113.1416	114.3714	109.6939		%115,0	1,12
11.10.2020	EGLD/USDT	7.7725	7.8987	7.9845	7.6580		%136,4	1,32
12.10.2020	WAVES/USDT	2.4597	2.4996	2.5268	2.4235		%136,4	1,75
12.10.2020	ZEC/USDT	74.5500	75.4446	76.2647	73.1456		%60,0	1,01
13.10.2020	SUSHI/USDT	0.7340	0.7230	0.7160	0.7460		%122,6	1,08
14.10.2020	QTUM/USDT	2.2460	2.2130	2.1900	2.2830		%124,7	1,63
16.10.2020	TOMO/USDT	0.7010	0.6910	0.6830	0.7120		%128,4	1,25
17.10.2020	WAVES/USDT	3.0112	2.9605	2.8840	3.1510		%116,8	1,14
18.10.2020	LINK/USDT	10.9270	10.3000	9.5000	3.1510		%286,9	3,03
18.10.2020	VET/USDT	0.0117	0.0115	0.0114	0.0119		%112,3	1,23
19.10.2020	BTC/USDT	11489.0000	11627.0000	11753.0000	11273.0000		%114,9	1,23
19.10.2020	REN/USDT	0.3281	0.3242	0.3207	0.3344		%112,5	1,22
20.10.2020	BTC/USDT	11940.0000	12083.0000	12215.0000	11715.0000		%115,2	1,54
20.10.2020	DASH/USDT	72.8000	71.0000	68.0000	74.7000		%123,6	1,16
21.10.2020	FTM/USDT	0.0233	0.0230	0.0228	0.0237		%112,5	1,18
21.10.2020	IOST/USDT	0.0054	0.0055	0.0055	0.0053		%100,0	1,08
21.10.2020	KNC/USDT	0.9259	0.9370	0.9472	0.9085		%60,0	1,03
21.10.2020	TOMO/USDT	0.6288	0.6213	0.6147	0.6409		%59,6	1,02
21.10.2020	YFII/USDT	1825.0000	1790.0000	1750.0000	1870.0000	1784.8500	%22,0	1,11
22.10.2020	BLZ/USDT	0.0842	0.0830	0.0821	0.0856	0.0850	-%48,7	1,17
22.10.2020	RSR/USDT	0.0144	0.0146	0.0149	0.0140		%36,5	1,01
23.10.2020	IOTA/USDT	0.2820	0.2780	0.2705	0.2900	0.2783	%70,9	1,05
23.10.2020	TOMO/USDT	0.6638	0.6542	0.6471	0.6747		%72,3	1,02
24.10.2020	SNX/USDT	3.7250	3.6710	3.6315	3.7863		-%82,3	1,05
24.10.2020	THETA/USDT	0.6550	0.6629	0.6701	0.6427		%115,3	1,07
25.10.2020	RLC/USDT	0.9300	0.9190	0.9091	0.9479		%112,4	1,01
25.10.2020	RSR/USDT	0.0159	0.0160	0.0162	0.0156		%115,1	1,00
26.10.2020	BAND/USDT	5.7538	5.6700	5.6090	5.8482		%125,8	1,20
26.10.2020	BTC/USDT	13060.0000	13120.0000	13200.0000	12940.0000		%23,0	1,09
26.10.2020	ENJ/USDT	0.1373	0.1390	0.1405	0.1346		%115,1	1,74
26.10.2020	FIL/USDT	32.4650	32.2800	32.1500	32.7000		%48,5	1,01
26.10.2020	KSM/USDT	32.2500	32.0500	31.8500	32.5800		%37,2	2,44
27.10.2020	BAND/USDT	5.5767	5.6672	5.7288	5.4745		%136,4	1,10
27.10.2020	REN/USDT	0.3001	0.3049	0.3082	0.2900		%136,3	1,14
28.10.2020	BTC/USDT	13574.0000	13413.0000	13269.0000	13835.0000		%112,3	1,09
28.10.2020	ETC/USDT	5.2860	5.2600	5.2335	0.1800		%74,5	1,07
28.10.2020	FLM/USDT	0.1762	0.1741	0.1722	0.1800		%113,5	1,00
29.10.2020	ETC/USDT	5.4240	5.4891	5.5488	5.3018		%60,0	1,09
29.10.2020	MATIC/USDT	0.0150	0.0148	0.0147	0.0153		%113,2	1,06
29.10.2020	RSR/USDT	0.0131	0.0129	0.0128	0.0133		%112,3	1,03
30.10.2020	BTC/USDT	13526.0000	13688.0000	13837.0000	13271.0000	13780.0000	%93,9	1,33
30.10.2020	FLM/USDT	0.1534	0.1558	0.1575	0.1511		%135,3	1,02
30.10.2020	LINK/USDT	11.0200	11.2000	11.4000	10.5000		%81,7	1,07
30.10.2020	RSR/USDT	0.0113	0.0114	0.0117	0.0111		%163,3	1,23
30.10.2020	YFI/USDT	10560.0000	10800.0000	11000.0000	9550.0000		%83,3	1,02
30.10.2020	ZEC/USDT	57.1800	58.1090	58.7407	56.3383		%136,5	1,22
31.10.2020	FLM/USDT	0.1608	0.1627	0.1645	0.1578		%59,1	1,01
31.10.2020	ICX/USDT	0.3263	0.3215	0.3181	0.3316		%125,7	1,29

WIN & LOSS CHART



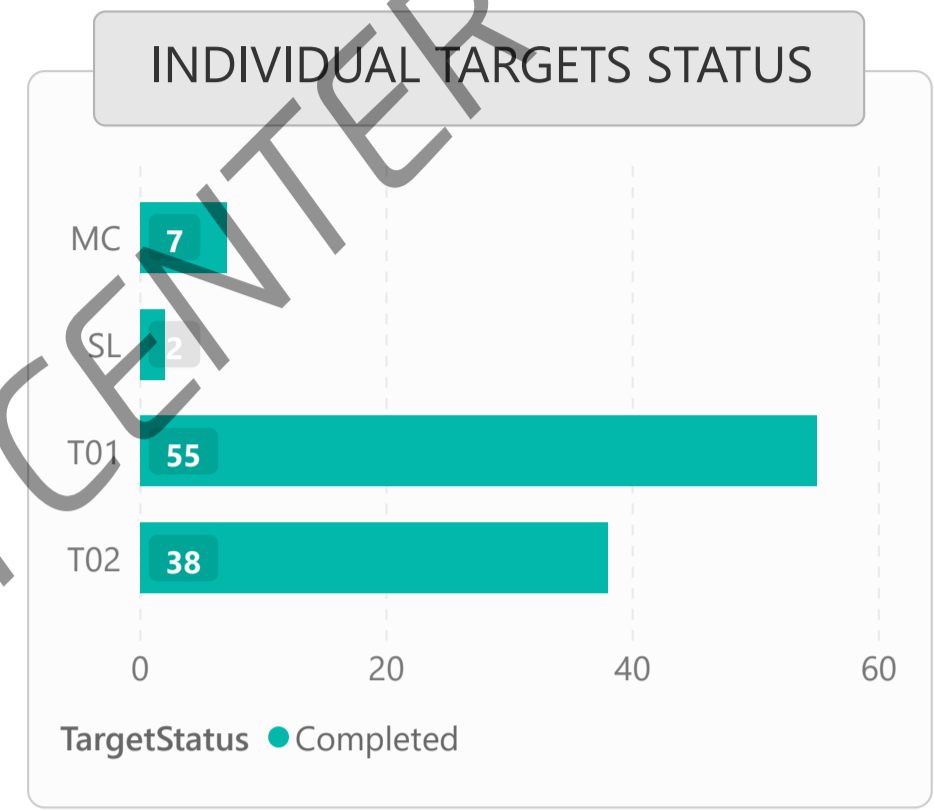
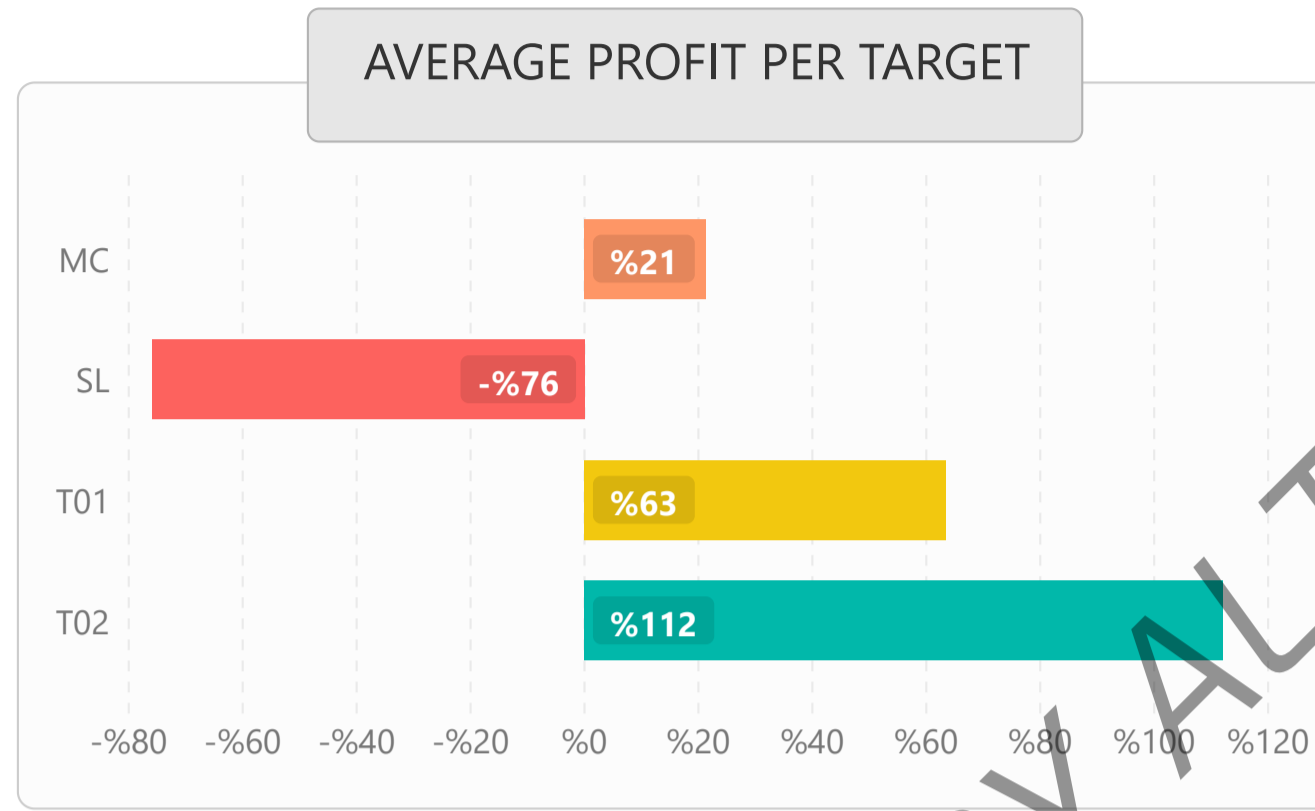
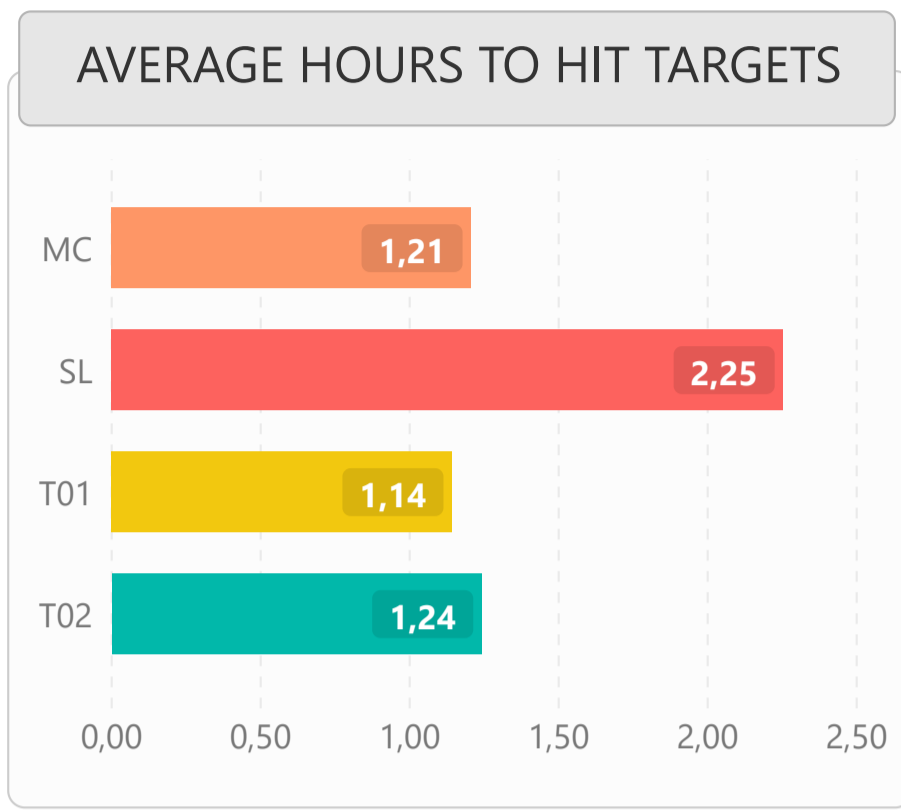
TOP WIN & LOSS TRADES

Signal Date	Pair	Final Profit	Tot. Dur. (days)	Final Target
18.10.2020	LINK/USDT	%286,9	3,03	T01
30.10.2020	RSR/USDT	%163,3	1,23	T02
30.10.2020	ZEC/USDT	%136,5	1,22	T02
12.10.2020	WAVES/USDT	%136,4	1,75	T02
11.10.2020	EGLD/USDT	%136,4	1,32	T02

Signal Date	Pair	Trade Loss	Tot. Dur. (days)
24.10.2020	SNX/USDT	-%82,3	1,05
3.10.2020	COMP/USDT	-%69,4	3,46
22.10.2020	BLZ/USDT	-%48,7	1,17
3.10.2020	SOL/USDT	-%47,5	1,40
9.10.2020	BAND/USDT	-%20,6	1,06



1) DETAILED STATS OF TARGETS (T1, T2, T3 etc.)



2) TARGET DURATION vs PROFIT/LOSS SCATTER CHART

