

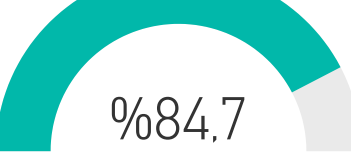


Best Trading Signals
By AltCenter

BINANCE FUTURES REPORT 2021 MARCH

TOTAL PROFIT
%5789

Success Rate



Completed Trades

72 # of Signals
%5789 Total Profit

Win Trades

61 # of Trades
%6771 Win Profit

Loss Trades

11 # of Trades
-%982 Loss Rate

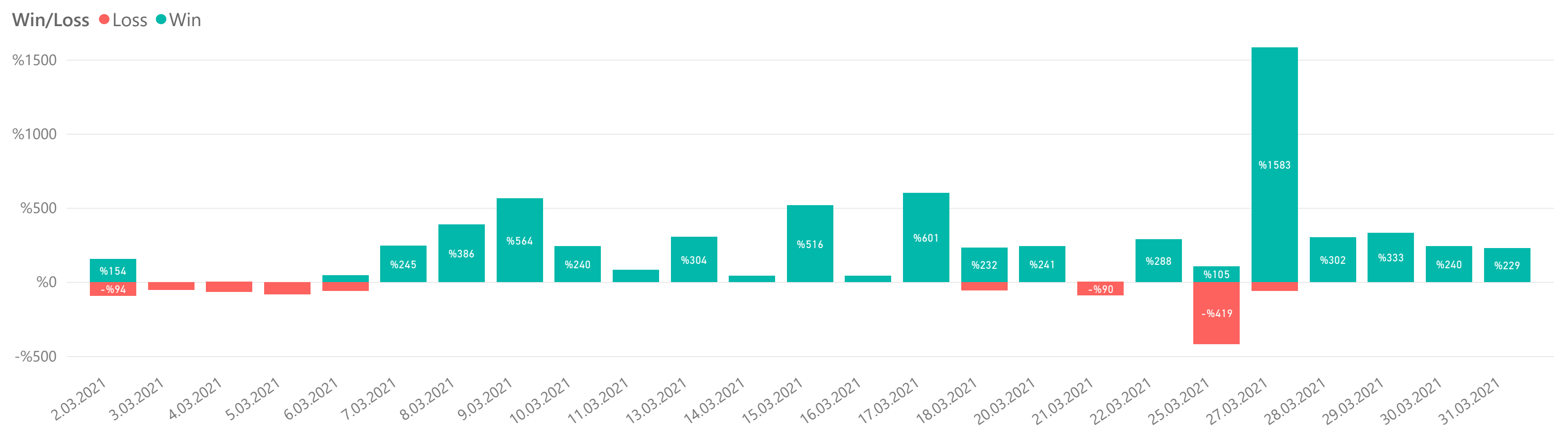


LIST OF ALL TRADES

Signal Date	Pair	Leverage	Buy Rate	Target 1	Stop Loss	Final Profit/Loss	Duration (hours)
1.03.2021	LINK/USDT	25	26.7850	28.4320		%153,7	14,97
2.03.2021	BLZ/USDT	20	0.1872	0.1928	0.1818	-%58,2	2,98
2.03.2021	COMP/USDT	20	502.0000	470.0000	511.0000	-%35,9	0,42
3.03.2021	LINK/USDT	20	30.9500	32.5000	30.1400	-%52,3	3,10
3.03.2021	SOL/USDT	20	14.6300	15.0689		%60,0	150,41
4.03.2021	FTM/USDT	20	0.4994	0.5402	0.4825	-%67,8	3,94
5.03.2021	ADA/USDT	20	1.1730	1.2450	1.1246	-%82,6	1,11
6.03.2021	REEF/USDT	20	0.0396	0.0387	0.0410	%45,6	0,24
6.03.2021	SFP/USDT	20	1.7780	1.7262	1.8313	-%60,0	0,63
6.03.2021	ZIL/USDT	20	0.1129	0.1186		%97,3	19,05
7.03.2021	ETH/USDT	20	1649.2200	1747.4100		%117,8	25,98
7.03.2021	KAVA/USDT	20	3.9089	4.0289		%59,6	0,98
7.03.2021	QTUM/USDT	20	6.3480	6.5580		%64,0	39,35
7.03.2021	REEF/USDT	20	0.0388	0.0405		%87,7	9,89
8.03.2021	AVAX/USDT	20	28.5480	34.9051		%273,1	23,40
8.03.2021	CRV/USDT	20	2.2810	2.3660		%71,2	0,29
8.03.2021	EOS/USDT	20	3.8180	3.9100		%47,1	0,73
8.03.2021	LINK/USDT	20	29.6670	30.4440		%51,0	3,23
8.03.2021	OCEAN/USDT	20	1.4485	1.4775		%40,0	9,59
8.03.2021	YFI/USDT	20	38400.0000	40300.0000		%99,0	1,50
9.03.2021	BCH/USDT	30	533.0100	551.6400	519.0000	%101,1	24,19
9.03.2021	CHZ/USDT	20	0.2298	0.2534	19000.0000	%186,8	0,21
10.03.2021	FLM/USDT	20	0.4530	0.4621		%40,0	4,36
10.03.2021	REN/USDT	20	1.2710	1.2461		%39,2	0,48
11.03.2021	ETC/USDT	20	12.2870	12.9650		%144,3	50,85
11.03.2021	IOTA/USDT	20	1.3410	1.3678		%40,0	0,95
11.03.2021	KAVA/USDT	20	4.7300	4.8246		%40,0	6,06
11.03.2021	LINK/USDT	20	29.7800	30.8400		%75,3	149,77
12.03.2021	QTUM/USDT	20	6.2040	6.3700		%52,1	119,64
13.03.2021	AXS/USDT	20	5.2400	5.3448		%40,0	0,08
13.03.2021	CHR/USDT	20	6250.0000	6500.0000		%80,0	0,42
13.03.2021	DODO/USDT	20	3.9930	4.2680		%322,2	34,08
13.03.2021	UNFI/USDT	20	33.3500	34.0170		%40,0	0,49
14.03.2021	ENJ/USDT	20	2.0903	2.1349		%42,6	0,13
15.03.2021	1INCH/USDT	20	4.2700	4.3554		%40,0	0,10
15.03.2021	ALGO/USDT	20	1.2940	1.3199		%40,0	0,09
15.03.2021	LIT/USDT	20	11.1130	11.5470		%75,2	74,49
15.03.2021	LUNA/USDT	20	15.8900	16.2078		%40,0	0,34
15.03.2021	TOMO/USDT	20	2.5980	2.6934	2.3020	%74,3	2,76
16.03.2021	REEF/USDT	20	0.0427	0.0436		%40,0	0,21
16.03.2021	TRB/USDT	20	51.2000	52.7360		%60,0	7,89
16.03.2021	XEM/USDT	20	0.3941	0.3839		%53,1	4,10
17.03.2021	FIL/USDT	20	62.9280	129.2000		%1460,0	240,47
17.03.2021	HNT/USDT	20	7.0805	7.7212		%166,0	0,18
17.03.2021	MATIC/USDT	20	0.3847	0.4043		%97,1	10,93
17.03.2021	SOL/USDT	20	13.8700	14.1751		%44,0	1,90
17.03.2021	XTZ/USDT	20	4.1070	4.2200		%53,6	2,15
18.03.2021	KNC/USDT	20	2.7512	2.9857		%157,0	2,37
18.03.2021	LUNA/USDT	20	18.7600	19.1727	18.2253	-%57,0	0,67
19.03.2021	ALPHA/USDT	20	1.7856	1.8997		%120,1	18,77
20.03.2021	ENJ/USDT	20	2.4430	2.5500	2.3599	-%68,0	20,02
20.03.2021	TRX/USDT	20	0.0609	0.0645		%120,6	5,50
21.03.2021	KSM/USDT	20	408.0000	416.9760	403.5120	-%22,0	11,35
21.03.2021	UNFI/USDT	20	28.8000	29.4402		%44,5	153,96
22.03.2021	BAL/USDT	20	58.1900	61.1910	46.0130	-%418,5	74,01
22.03.2021	ETC/USDT	30	12.1270	12.3070		%44,5	7,54
22.03.2021	FLM/USDT	20	0.5458	0.5898		%149,2	150,14
22.03.2021	MANA/USDT	20	0.8370	0.8206		%39,2	52,43
22.03.2021	SFP/USDT	20	3.7088	3.9499		%122,1	2,29
22.03.2021	TRB/USDT	20	59.0610	62.8860		%121,6	4,75
25.03.2021	COMP/USDT	20	340.8000	330.8738	329.5536	%66,0	5,97
27.03.2021	1INCH/USDT	20	3.9600	4.3500		%197,0	49,39
27.03.2021	ONT/USDT	20	1.3230	1.2971	1.3627	-%60,0	1,70
27.03.2021	SFP/USDT	20	3.0629	3.1873		%78,1	0,45
28.03.2021	BEL/USDT	20	3.5920	3.6719		%44,5	5,72
28.03.2021	FLM/USDT	20	0.5854	0.5553	0.5998	%108,4	1,21
28.03.2021	GRT/USDT	20	1.6898	1.8129		%135,7	9,15
29.03.2021	ALGO/USDT	20	1.3644	1.4319		%94,3	2,55
30.03.2021	BEL/USDT	20	4.2215	4.3980		%80,2	0,85
30.03.2021	CHR/USDT	20	0.4597	0.4452	0.4755	%65,1	0,64
30.03.2021	ICX/USDT	20	2.6900	2.9500		%193,3	24,62
31.03.2021	DOT/USDT	20	36.0200	36.6692		%36,0	0,47



WIN & LOSS CHART



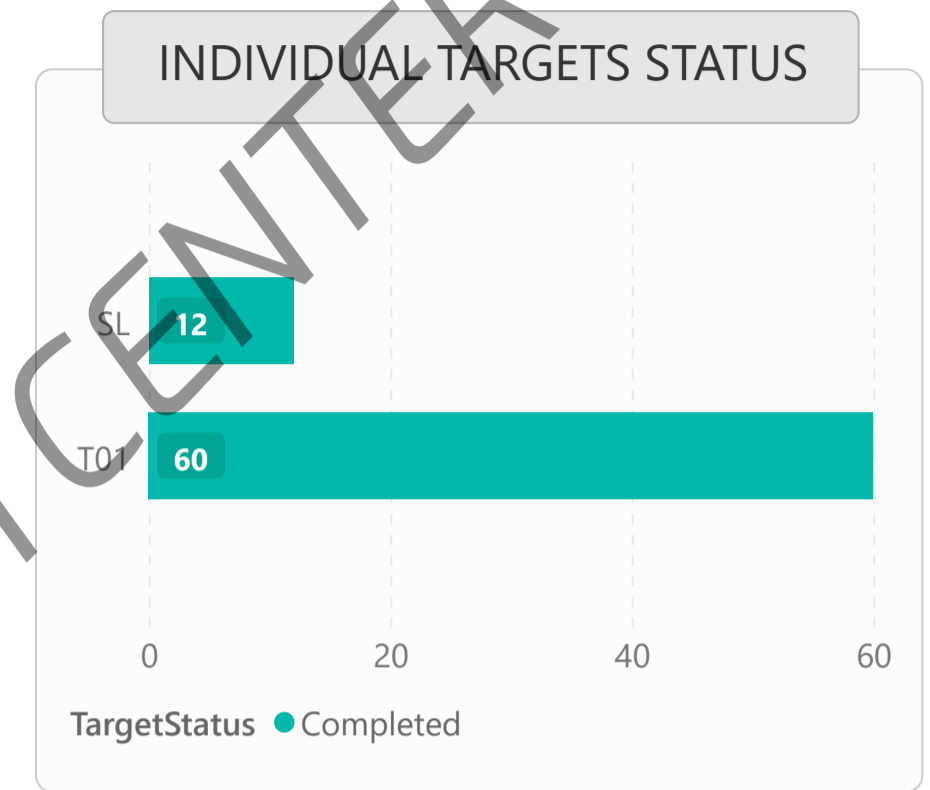
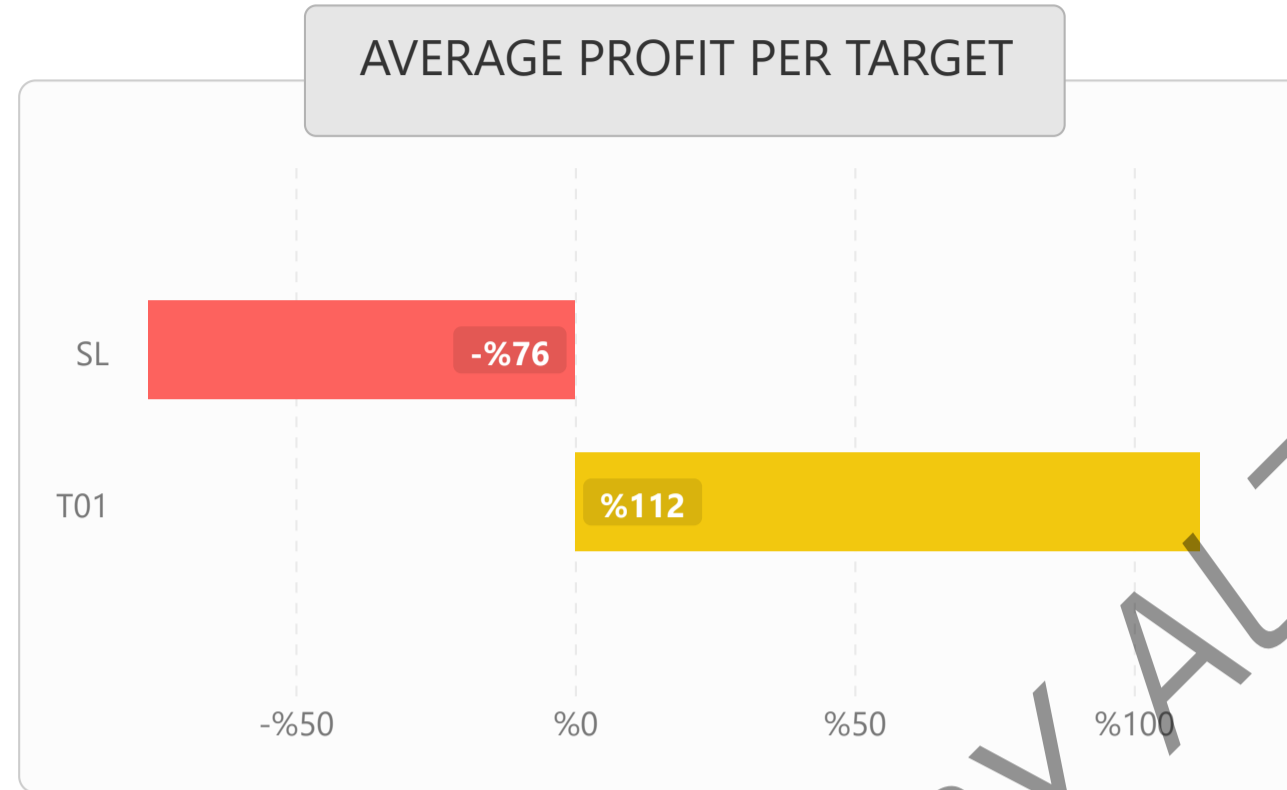
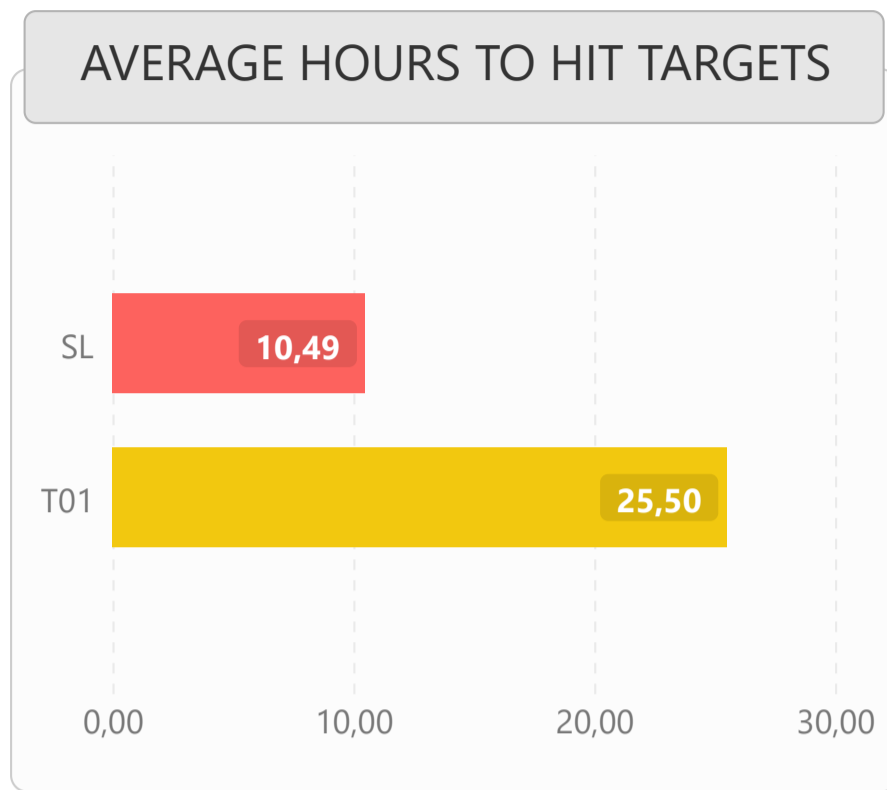
TOP WIN & LOSS TRADES

Signal Date	Pair	Final Profit	Tot. Dur. (hours)	Final Target
17.03.2021	FIL/USDT	%1460,0	240,47	T01
13.03.2021	DODO/USDT	%322,2	34,08	T01
8.03.2021	AVAX/USDT	%273,1	23,40	T01
27.03.2021	1INCH/USDT	%197,0	49,39	T01

Signal Date	Pair	Trade Loss	Tot. Dur. (hours)
22.03.2021	BAL/USDT	-%418,5	74,01
5.03.2021	ADA/USDT	-%82,6	1,11
20.03.2021	ENJ/USDT	-%68,0	20,02
4.03.2021	FTM/USDT	-%67,8	3,94
27.03.2021	ONT/USDT	-%60,0	1,70



1) DETAILED STATS OF TARGETS (T1, T2, T3 etc.)



2) TARGET DURATION vs PROFIT/LOSS SCATTER CHART

Targets ● SL ● T01

