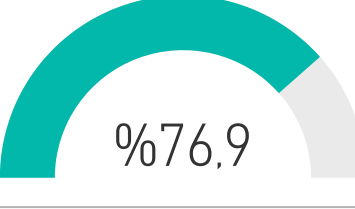




# PLATINIUM BINANCE SPOT/FUTURES 2021 JUNE REPORT

TOTAL PROFIT  
%614

Success Rate



Completed Trades

39 # of Signals  
%614 Total Profit

Win Trades

30 # of Trades  
%1193 Win Profit

Loss Trades

9 # of Trades  
-%579 Loss Rate



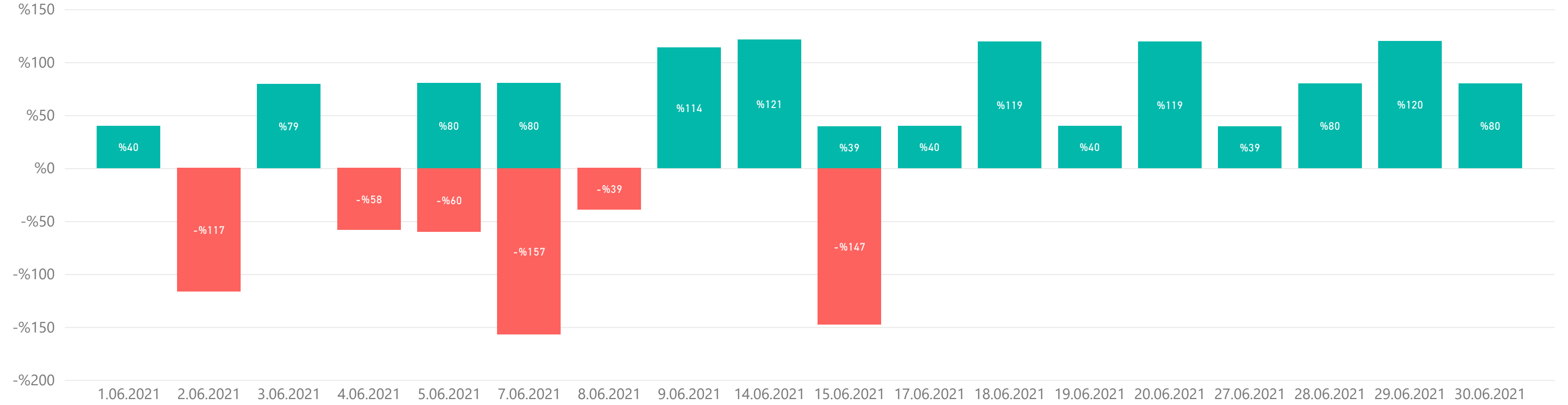
## LIST OF ALL TRADES

Signal Date	Pair	Leverage	Buy Rate	Target 1	Stop Loss	Final Profit/Loss	Duration (hours)
31.05.2021	ICP/USDT	20	114.0000	116.2826		%40,0	12,91
2.06.2021	1000SHIB/USDT	20	0.0103	0.0112	0.0097	-%116,5	0,66
3.06.2021	NKN/USDT	20	0.3900	0.3824	0.4017	%39,2	5,06
3.06.2021	OMG/USDT	20	6.6900	6.8240		%40,0	2,57
4.06.2021	KSM/USDT	20	439.0000	447.7901	426.2136	-%58,3	1,21
5.06.2021	ALGO/USDT	20	1.0260	1.0059	1.0568	%40,2	1,60
5.06.2021	MANA/USDT	20	0.8300	0.8137	0.8549	%40,3	1,62
5.06.2021	SOL/USDT	20	39.3600	38.5882	40.5408	-%60,0	0,14
6.06.2021	NKN/USDT	20	0.3510	0.3441	0.3615	-%60,0	7,35
6.06.2021	RVN/USDT	20	0.0792	0.0808	0.0769	%40,2	17,89
7.06.2021	CHZ/USDT	20	0.2726	0.2673	0.2673	-%39,3	0,87
7.06.2021	DGB/USDT	20	0.0695	0.0709	0.0675	%40,1	0,15
7.06.2021	STMX/USDT	20	0.0270	0.0275	0.0262	-%57,9	4,30
8.06.2021	ETC/USDT	20	57.0000	57.9691		%34,0	3,51
8.06.2021	OCEAN/USDT	20	0.5828	0.5927	0.5714	-%39,2	0,22
9.06.2021	COTI/USDT	20	0.2036	0.2077		%40,0	0,84
9.06.2021	DGB/USDT	20	0.0624	0.0636		%40,0	0,61
9.06.2021	HBAR/USDT	20	0.2178	0.2222		%40,0	202,73
10.06.2021	LTC/USDT	20	173.0000	176.4640		%40,0	101,93
10.06.2021	XRP/USDT	20	0.8930	0.9109		%40,0	102,00
14.06.2021	RSR/USDT	20	0.0310	0.0316	0.0301	%41,0	0,60
15.06.2021	LTC/USDT	30	179.3500	174.1262	174.1262	-%87,4	14,56
15.06.2021	RSR/USDT	20	0.0317	0.0311	0.0327	%39,2	5,16
15.06.2021	SAND/USDT	20	0.2765	0.2711	0.2848	-%60,0	7,84
16.06.2021	LIT/USDT	20	3.3300	3.3967		%40,0	10,17
18.06.2021	BLZ/USDT	20	0.1785	0.1750		%39,2	1,78
18.06.2021	ONT/USDT	20	0.8523	0.8694		%40,0	19,34
18.06.2021	XMR/USDT	20	273.1000	278.5683		%40,0	1,82
18.06.2021	XMR/USDT	20	262.8000	257.6471		%39,2	37,15
20.06.2021	ETC/USDT	20	49.6220	50.6156		%40,0	0,82
20.06.2021	QTUM/USDT	20	7.3600	7.5074		%40,0	0,84
21.06.2021	GTC/USDT	20	7.6200	7.7726		%40,0	171,90
27.06.2021	AXS/USDT	20	3.5410	3.4716		%39,2	6,82
28.06.2021	BAT/USDT	20	0.5648	0.5761		%40,0	10,60
28.06.2021	ONT/USDT	20	0.6090	0.6212	0.5913	%40,0	0,62
29.06.2021	BAT/USDT	20	0.5910	0.6028		%40,0	2,08
29.06.2021	ONT/USDT	20	0.7060	0.7201		%40,0	3,00
30.06.2021	BAT/USDT	20	0.5835	0.5952		%40,0	8,09
30.06.2021	ETH/USDT	20	2210.2000	2254.4548		%40,0	0,92



## WIN & LOSS CHART

Win/Loss ● Loss ● Win



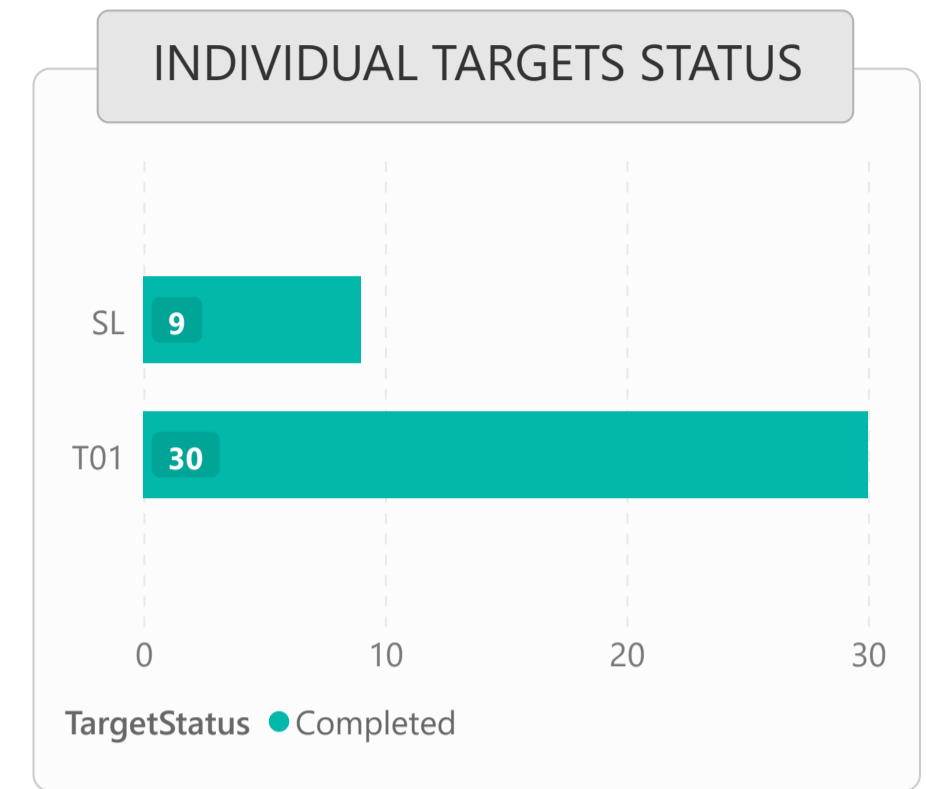
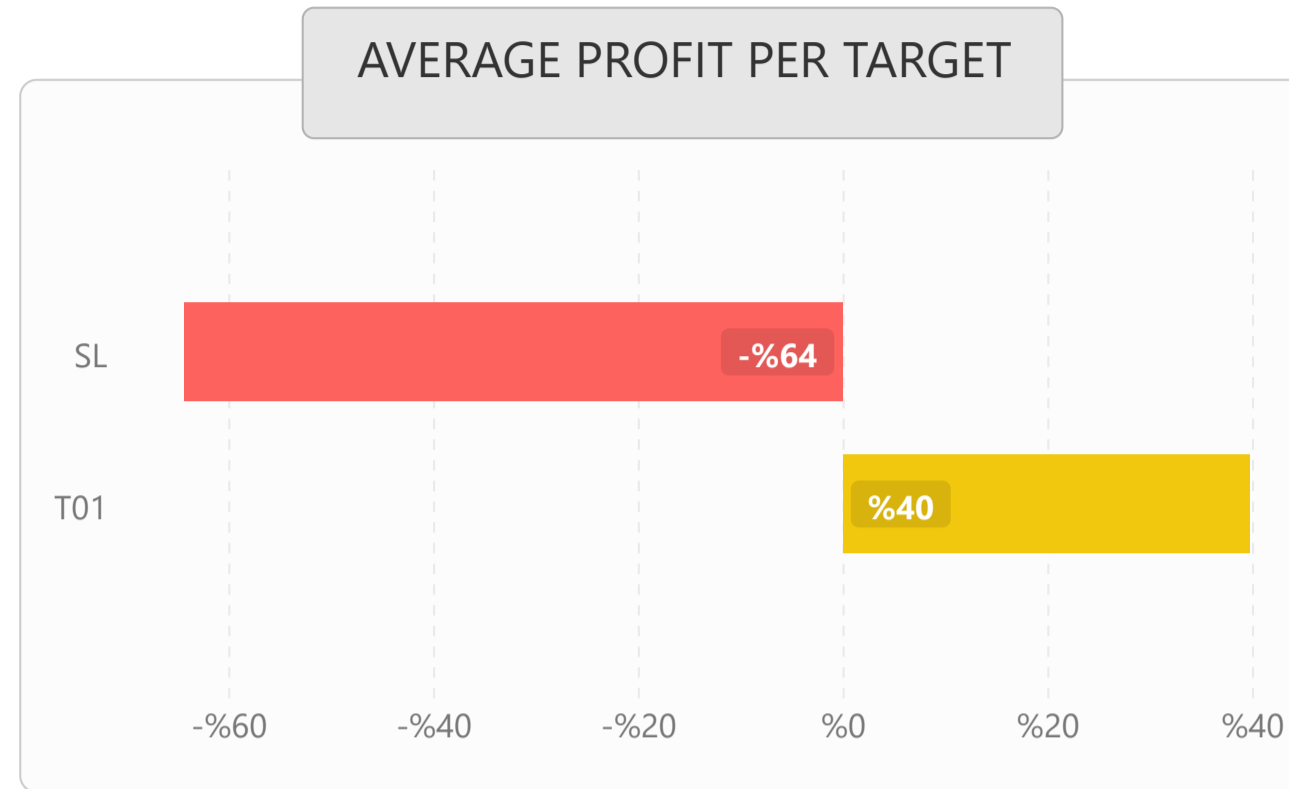
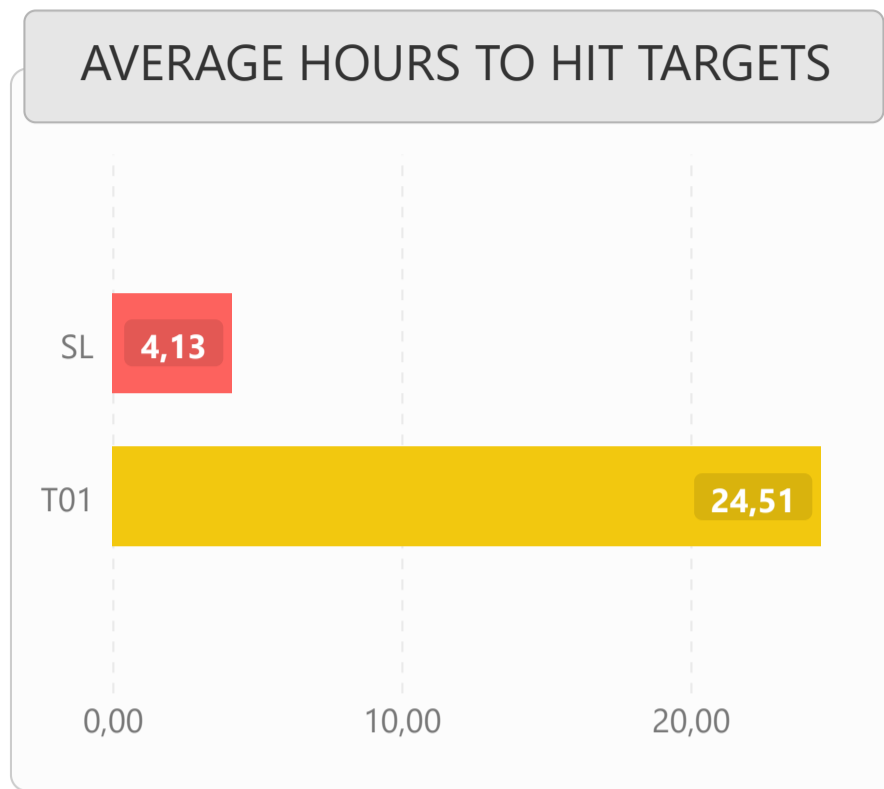
## TOP WIN & LOSS TRADES

Signal Date	Pair	Final Profit	Tot. Dur. (hours)	Final Target
14.06.2021	RSR/USDT	%41,0	0,60	T01
5.06.2021	MANA/USDT	%40,3	1,62	T01
5.06.2021	ALGO/USDT	%40,2	1,60	T01
6.06.2021	RVN/USDT	%40,2	17,89	T01
7.06.2021	DGB/USDT	%40,1	0,15	T01

Signal Date	Pair	Trade Loss	Tot. Dur. (hours)
2.06.2021	1000SHIB/USDT	-%116,5	0,66
15.06.2021	LTC/USDT	-%87,4	14,56
15.06.2021	SAND/USDT	-%60,0	7,84
6.06.2021	NKN/USDT	-%60,0	7,35
5.06.2021	SOL/USDT	-%60,0	0,14



# 1) DETAILED STATS OF TARGETS (T1, T2, T3 etc.)



# 2) TARGET DURATION vs PROFIT/LOSS SCATTER CHART

Targets ● SL ● T01

