

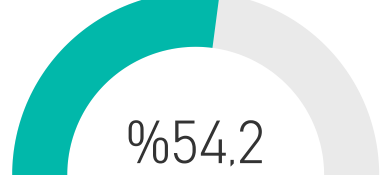


Best Trading Signals
By AltCenter

PLATINIUM BINANCE SPOT/FUTURES 2021 OCTOBER REPORT

TOTAL PROFIT
%2607

Success Rate



%54.2

Completed Trades

24 # of Signals
%2607 Total Profit

Win Trades

13 # of Trades
%3371 Win Profit

Loss Trades

11 # of Trades
-%764 Loss Rate



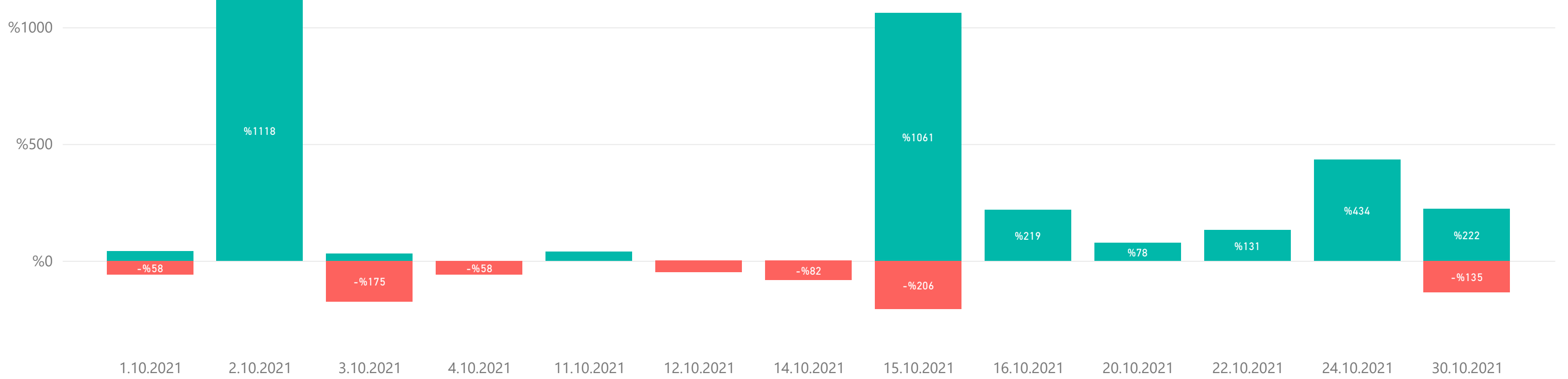
LIST OF ALL TRADES

Signal Date	Pair	Lev.	Buy Rate	Target 1	Target 2	Stop Loss	Final Profit/Loss	Duration (hours)
19.09.2021	TLM/USDT	20	0.2160	0.2400			%222,2	972,90
20.09.2021	OMG/USDT	20	10.0500	15.0000	20.0000	7.4000	%985,1	285,54
1.10.2021	DYDX/USDT	40	24.9500	25.3248		24.2233	-%58,3	1,03
1.10.2021	ZEC/USDT	40	112.0000	116.1000			%73,2	30,48
1.10.2021	ZIL/USDT	40	0.0927	0.0946			%41,0	2,71
2.10.2021	1000SHIB/USDT	40	0.0082	0.0081		0.0085	%29,5	0,71
2.10.2021	1000SHIB/USDT	40	0.0077	0.0078		0.0074	%30,0	4,20
2.10.2021	ALGO/USDT	40	1.7770	1.8037		1.7252	%30,0	0,28
3.10.2021	ALPHA/USDT	40	1.0270	1.0424		0.9971	-%58,2	3,04
3.10.2021	BAKE/USDT	40	1.8960	1.9245		1.8408	-%58,2	0,94
3.10.2021	KEEP/USDT	40	0.4240	0.4304		0.4117	-%58,3	2,70
4.10.2021	REN/USDT	40	1.2190	1.2373		1.1835	-%58,2	2,52
5.10.2021	KEEP/USDT	30	0.3960	0.5350	0.8162	0.3470	%1061,0	228,83
8.10.2021	FTM/USDT	40	2.2600	2.7500			%433,6	378,14
9.10.2021	SRM/USDT	40	8.1030	8.4000		7.7830	-%82,2	119,95
11.10.2021	LRC/USDT	40	0.3751	0.3681		0.3810	%38,0	4,51
12.10.2021	ALPHA/USDT	40	0.8990	0.8670		0.9020	-%6,7	0,14
12.10.2021	KSM/USDT	40	308.5000	299.0000		315.0000	-%42,1	0,49
14.10.2021	ETH/USDT	80	3745.0000	3950.0000		3520.0000	%219,0	45,71
14.10.2021	FTM/USDT	40	2.1115	2.4500		1.9550	-%148,2	22,12
14.10.2021	QTUM/USDT	40	13.4300	13.6318		13.0388	-%58,3	12,67
19.10.2021	XLM/USDT	40	0.3754	0.3900		0.3645	%77,7	26,00
20.10.2021	SRM/USDT	40	7.4800	7.9700	10.4300	6.6060	%131,0	40,49
29.10.2021	FTM/USDT	40	3.0030	3.1500	3.2800	2.8000	-%135,2	30,30



WIN & LOSS CHART

Win/Loss ● Loss ● Win



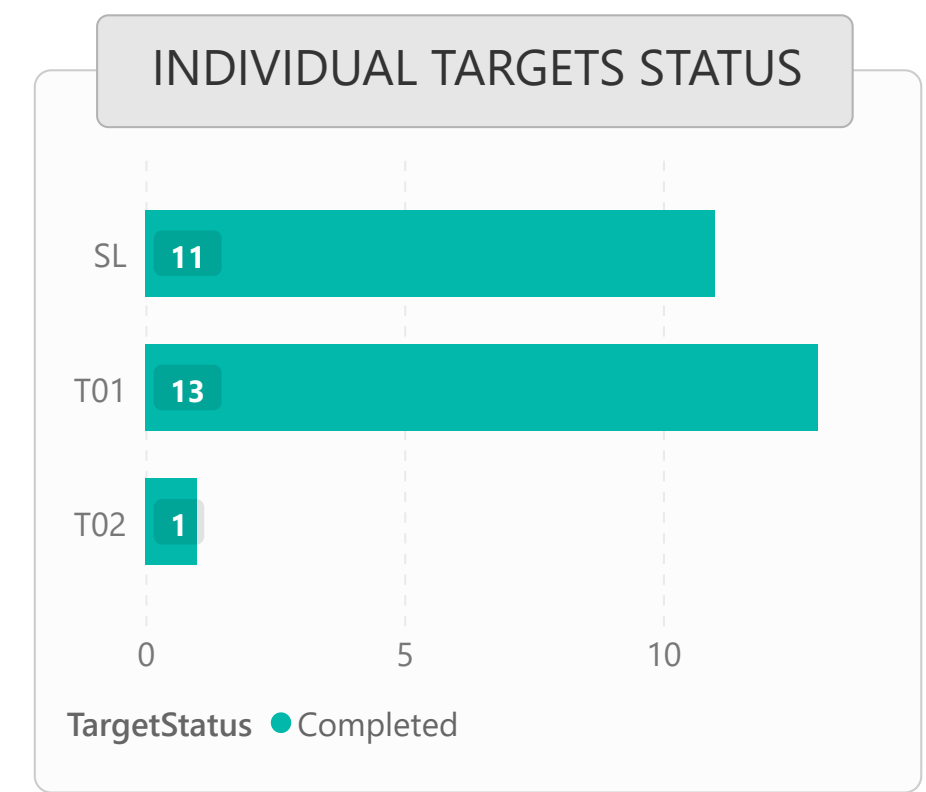
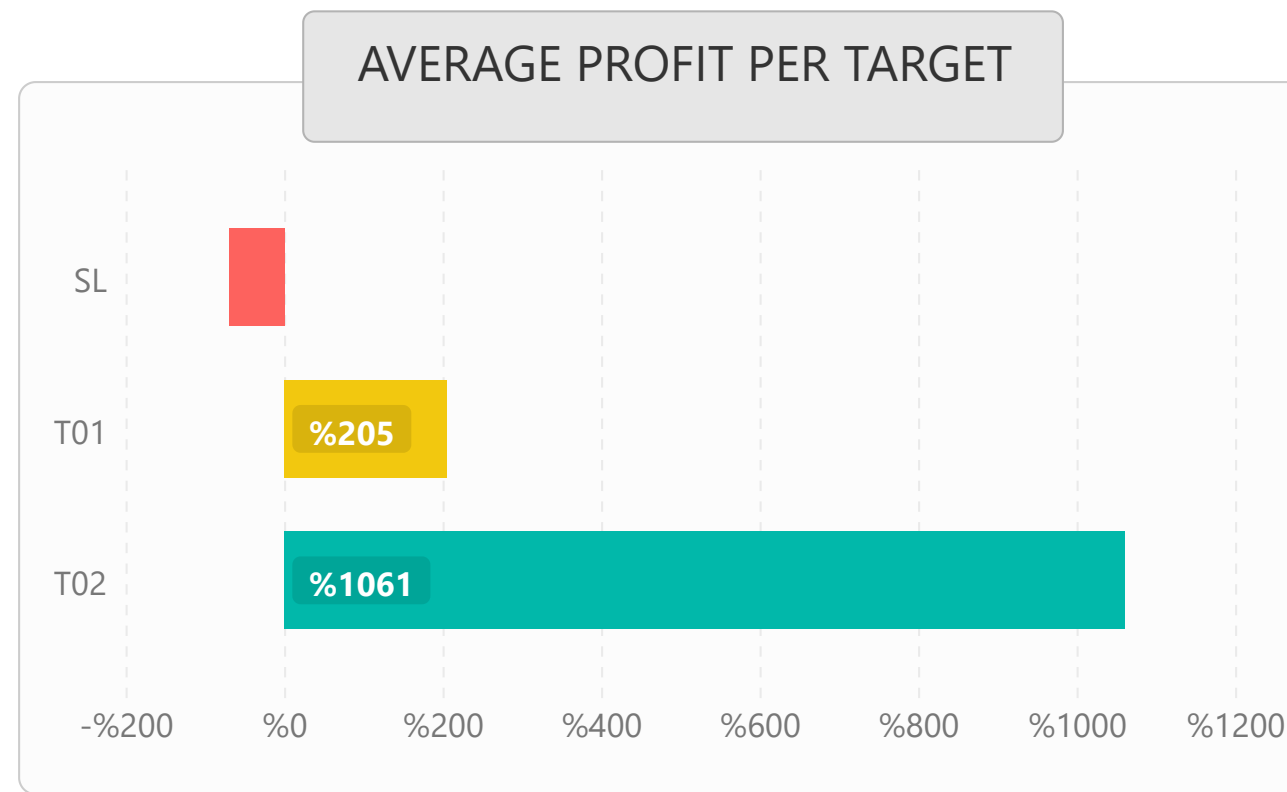
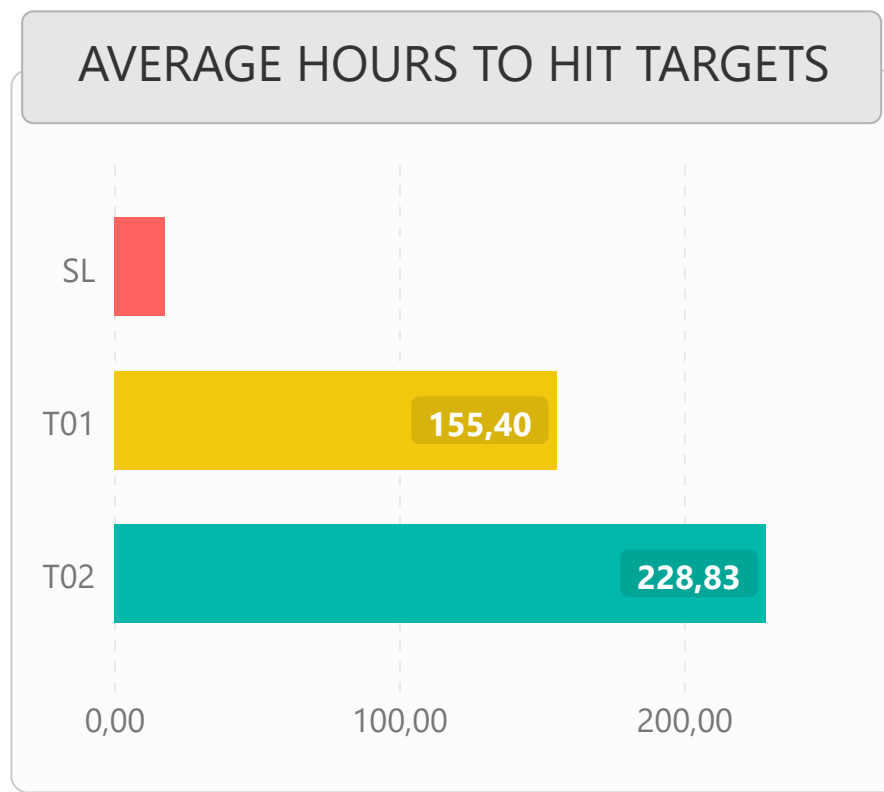
TOP WIN & LOSS TRADES

Signal Date	Pair	Final Profit	Tot. Dur. (hours)	Final Target
5.10.2021	KEEP/USDT	%1061,0	228,83	T02
20.09.2021	OMG/USDT	%985,1	285,54	T01
8.10.2021	FTM/USDT	%433,6	378,14	T01
19.09.2021	TLM/USDT	%222,2	972,90	T01
14.10.2021	ETH/USDT	%219,0	45,71	T01

Signal Date	Pair	Trade Loss	Tot. Dur. (hours)
14.10.2021	FTM/USDT	-%148,2	22,12
29.10.2021	FTM/USDT	-%135,2	30,30
9.10.2021	SRM/USDT	-%82,2	119,95
3.10.2021	KEEP/USDT	-%58,3	2,70
14.10.2021	QTUM/USDT	-%58,3	12,67



1) DETAILED STATS OF TARGETS (T1, T2, T3 etc.)



2) TARGET DURATION vs PROFIT/LOSS SCATTER CHART

Targets ● SL ● T01 ● T02

