

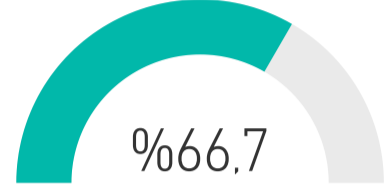


Best Trading Signals  
By AltCenter

# PLATINIUM BINANCE SPOT/FUTURES 2021 NOVEMBER REPORT

TOTAL PROFIT  
%2902

Success Rate



Completed Trades

18 # of Signals  
%2902 Total Profit

Win Trades

12 # of Trades  
%3089 Win Profit

Loss Trades

6 # of Trades  
-%187 Loss Rate



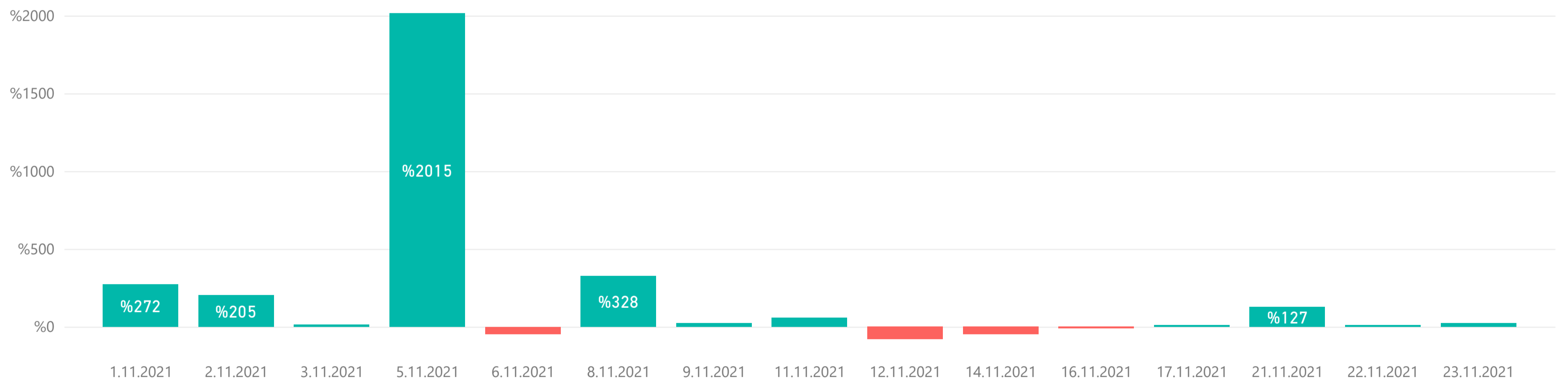
## LIST OF ALL TRADES

Signal Date	Pair	Lev.	Buy Rate	Target 1	Target 2	Target 3	Stop Loss	Final Profit/Loss	Duration
20.09.2021	OMG/USDT	20	10.0500	15.0000	20.0000		7.4000	%1994,7	45 days 11 hrs 27 mins
23.10.2021	BTS/USDT	1	0.9250	1.0500	1.3200	1.6000	0.7500	%13,5	10 days 19 hrs 15 mins
25.10.2021	LIT/USDT	15	4.7400	5.6000	7.2000		4.0000	%272,2	7 days 4 hrs 8 mins
27.10.2021	KEEP/USDT	10	0.6640	0.8000	0.9000		0.5900	%204,8	6 days 1 hrs 44 mins
27.10.2021	VET/USDT	1	0.1275	0.1539	0.1935	0.2389	0.1070	%20,7	8 days 9 hrs 6 mins
4.11.2021	FTT/USDT	1	59.5000	72.0000	82.0000		56.0000	-%5,9	7 days 23 hrs 45 mins
4.11.2021	MASK/USDT	1	12.5000	17.8000	19.8000		10.8000	%58,4	6 days 23 hrs 26 mins
4.11.2021	MATIC/USDT	20	1.8935	1.9920			1.8493	-%46,7	1 days 16 hrs 8 mins
6.11.2021	MKR/USDT	20	2870.0000	2948.0000	3340.0000		2750.0000	%327,5	1 days 22 hrs 13 mins
9.11.2021	DATA/USDT	1	0.1460	0.1875	0.2000	0.2200	0.1300	-%10,9	6 days 22 hrs 45 mins
9.11.2021	WAVES/USDT	1	25.8500	27.3800	29.5300	32.0000	24.4000	%23,8	3 hrs 57 mins
10.11.2021	RARE/USDT	1	1.6650	1.9300	2.3800	3.1000	1.4600	-%12,3	1 days 23 hrs 7 mins
12.11.2021	BTC/USDT	20	64880.0000	66000.0000	69200.0000		62850.0000	-%62,6	10 hrs 44 mins
14.11.2021	BTS/USDT	20	5722.0000	5480.0000			5860.0000	-%48,2	2 hrs 29 mins
16.11.2021	CTSI/USDT	1	0.9525	1.0685	1.2724	1.5463		%12,2	1 days 7 hrs 18 mins
16.11.2021	DYDX/USDT	1	12.4100	15.4000	17.6000	21.3800	12.0600	%24,1	6 days 13 hrs 6 mins
16.11.2021	GTO/USDT	1	0.0485	0.0670	0.0900	0.1100	0.0400	%126,8	4 days 6 hrs 7 mins
22.11.2021	ATOM/USDT	1	30.0500	33.0000	37.0000		27.6000	%9,8	3 hrs 55 mins



## WIN & LOSS CHART

Win/Loss ● Loss ● Win



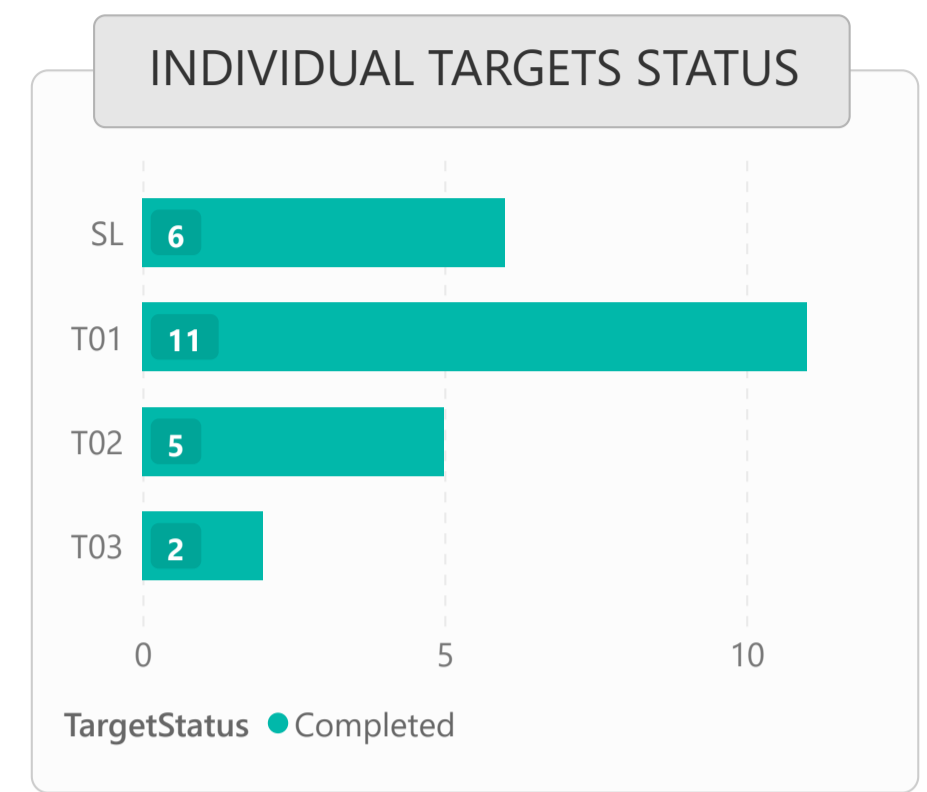
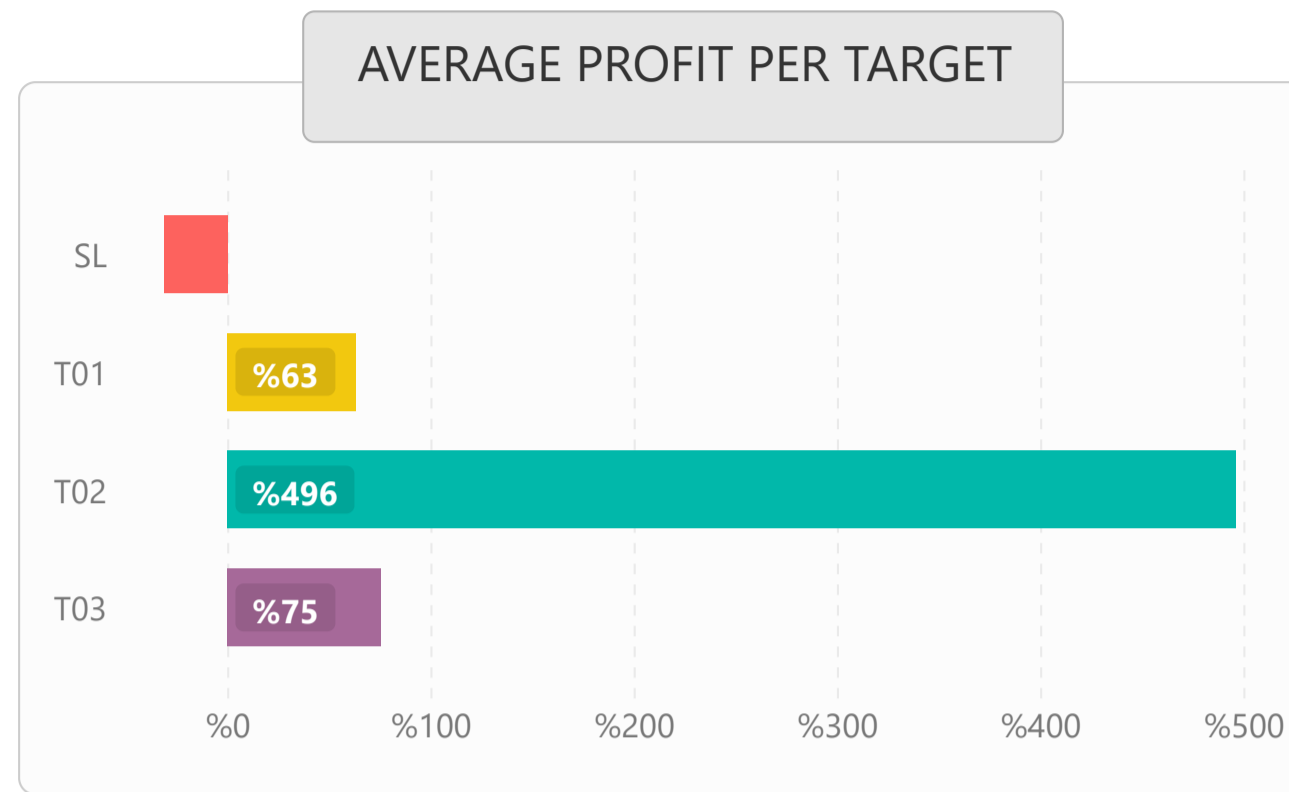
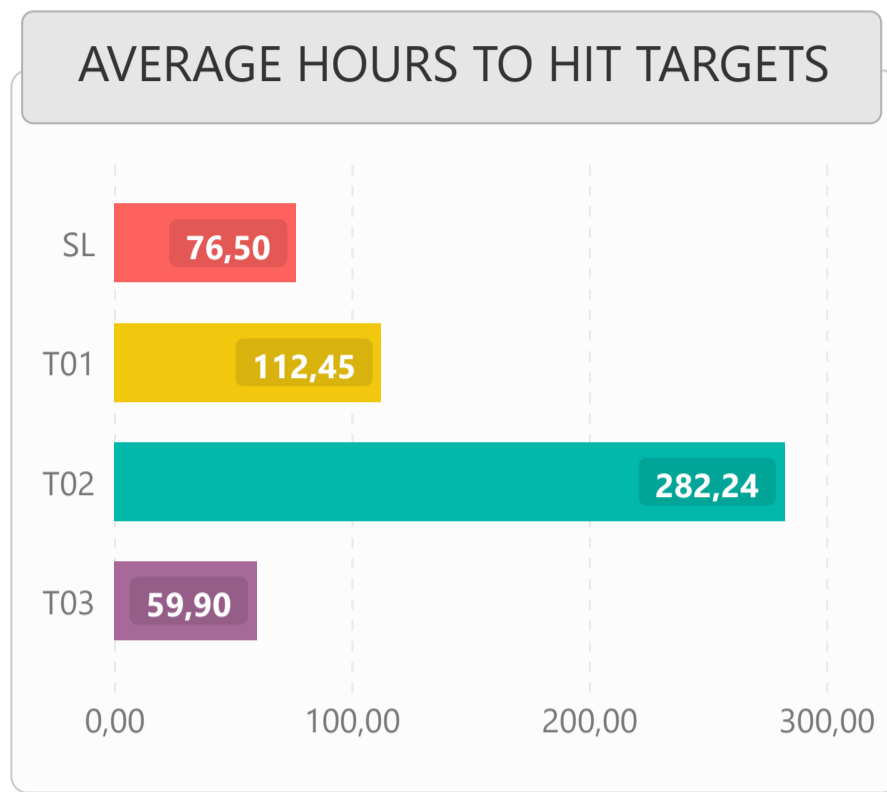
## TOP WIN & LOSS TRADES

Date	Pair	Final Profit	Target	Duration
5.11.2021	OMG/USDT	%1994,7	T02	45 days 11 hrs 27 mins
8.11.2021	MKR/USDT	%327,5	T02	1 days 22 hrs 13 mins
1.11.2021	LIT/USDT	%272,2	T01	7 days 4 hrs 8 mins
2.11.2021	KEEP/USDT	%204,8	T01	6 days 1 hrs 44 mins
21.11.2021	GTO/USDT	%126,8	T03	4 days 19 hrs 50 mins

Date	Pair	Trade Loss	Duration
12.11.2021	BTC/USDT	-%62,6	10 hrs 44 mins
14.11.2021	BTS/USDT	-%48,2	2 hrs 29 mins
6.11.2021	MATIC/USDT	-%46,7	1 days 16 hrs 8 mins
12.11.2021	RARE/USDT	-%12,3	1 days 23 hrs 7 mins
16.11.2021	DATA/USDT	-%10,9	6 days 22 hrs 45 mins



# 1) DETAILED STATS OF TARGETS (T1, T2, T3 etc.)



# 2) TARGET DURATION vs PROFIT/LOSS SCATTER CHART

Targets ● SL ● T01 ● T02 ● T03

