

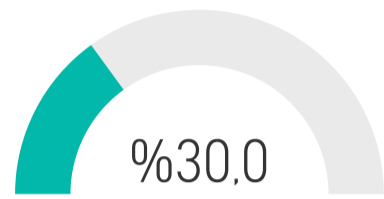


Best Trading Signals  
By AltCenter

## PLATINIUM BINANCE SPOT REPORT 2021 DECEMBER

TOTAL PROFIT  
-%107

Success Rate



Completed Trades

10 # of Signals  
-%107 Total Profit

Win Trades

3 # of Trades  
%16 Win Profit

Loss Trades

7 # of Trades  
-%123 Loss Rate



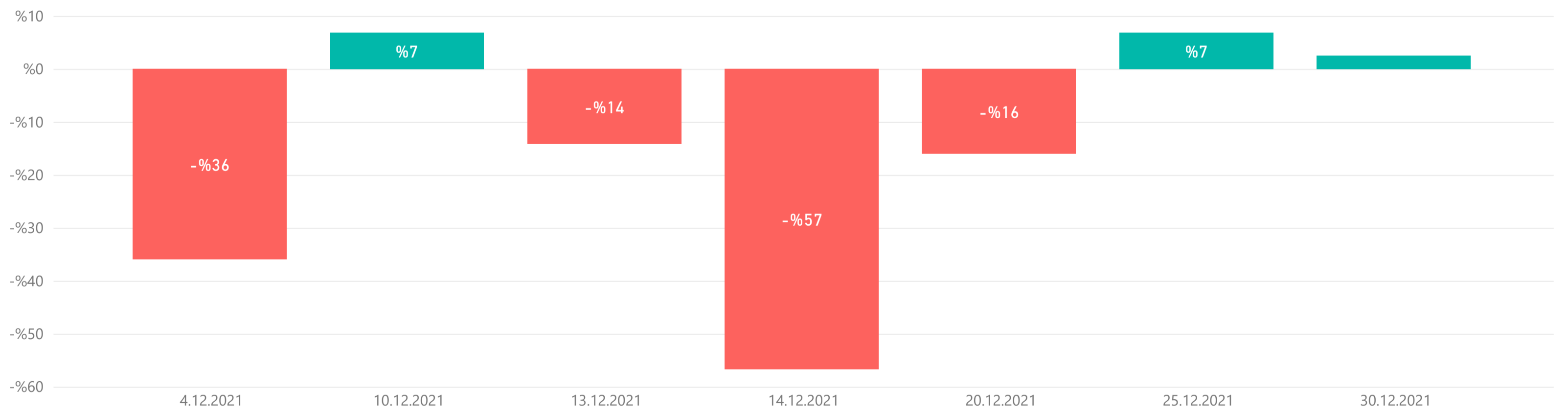
### LIST OF ALL TRADES

Signal Date	Pair	Lev.	Buy Rate	Target 1	Target 2	Target 3	Stop Loss	Final Profit/Loss	Duration
1.12.2021	TRU/USDT	1	0.4390	0.5800	0.9450		0.3480	-%20,7	2 days 21 hrs 57 mins
3.12.2021	VET/USDT	1	0.1180	0.1500	0.1900		0.1000	-%15,3	17 hrs 19 mins
4.12.2021	DREP/USDT	1	0.8990	1.1890	1.4100		0.7245	-%19,4	9 days 11 hrs 46 mins
5.12.2021	TFUEL/USDT	1	0.2675	0.3300	0.4500	0.6050	0.1940	-%27,5	8 days 11 hrs 53 mins
7.12.2021	OCEAN/USDT	1	0.9200	1.3700			0.7900	-%14,1	6 days 5 hrs 1 mins
7.12.2021	ZEC/BTC	1	0.00347500	0.00400000	0.00442000	0.00495000	0.00313500	-%9,8	6 days 23 hrs 26 mins
10.12.2021	INJ/BTC	1	0.00019750	0.00021100	0.00022530	0.00023680	0.00016580	-%16,1	9 days 17 hrs 26 mins
10.12.2021	IOTX/BTC	1	0.00000263	0.00000281	0.00000300	0.00000323	0.00000239	%6,8	2 hrs 17 mins
16.12.2021	QTUM/BTC	1	0.00020070	0.00021450	0.00022900	0.00024680	0.00016860	%6,9	9 days 4 hrs 1 mins
30.12.2021	MASK/USDT	1	11.9000	12.2000	14.5000	15.5000	7.0000	%2,5	7 hrs 53 mins



### WIN & LOSS CHART

Win/Loss ● Loss ● Win



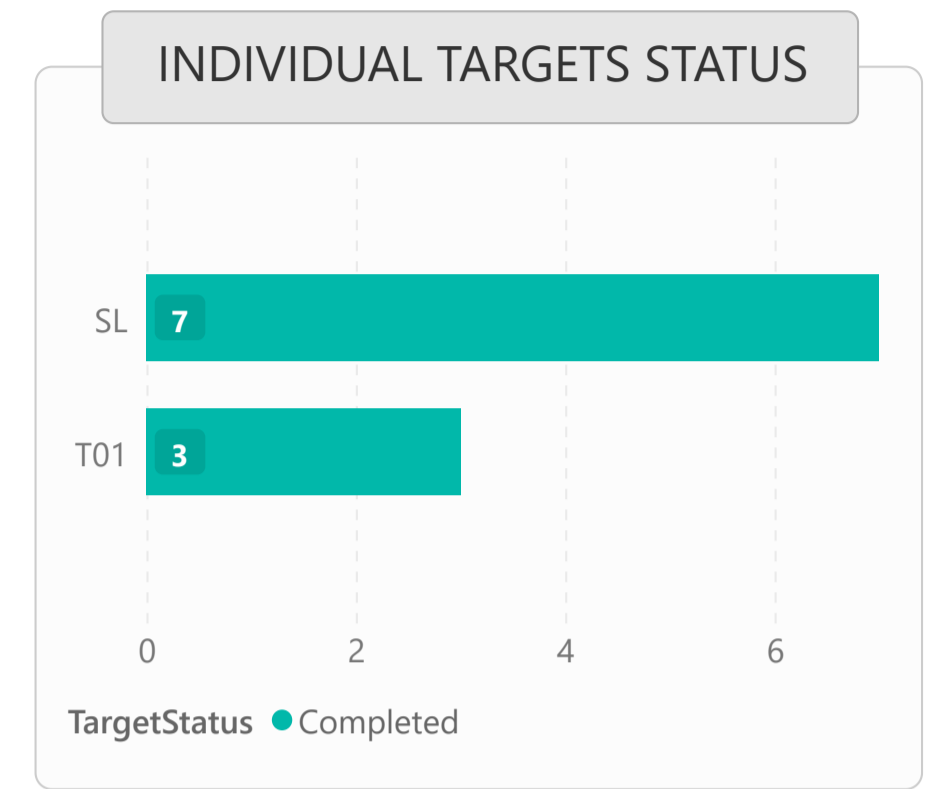
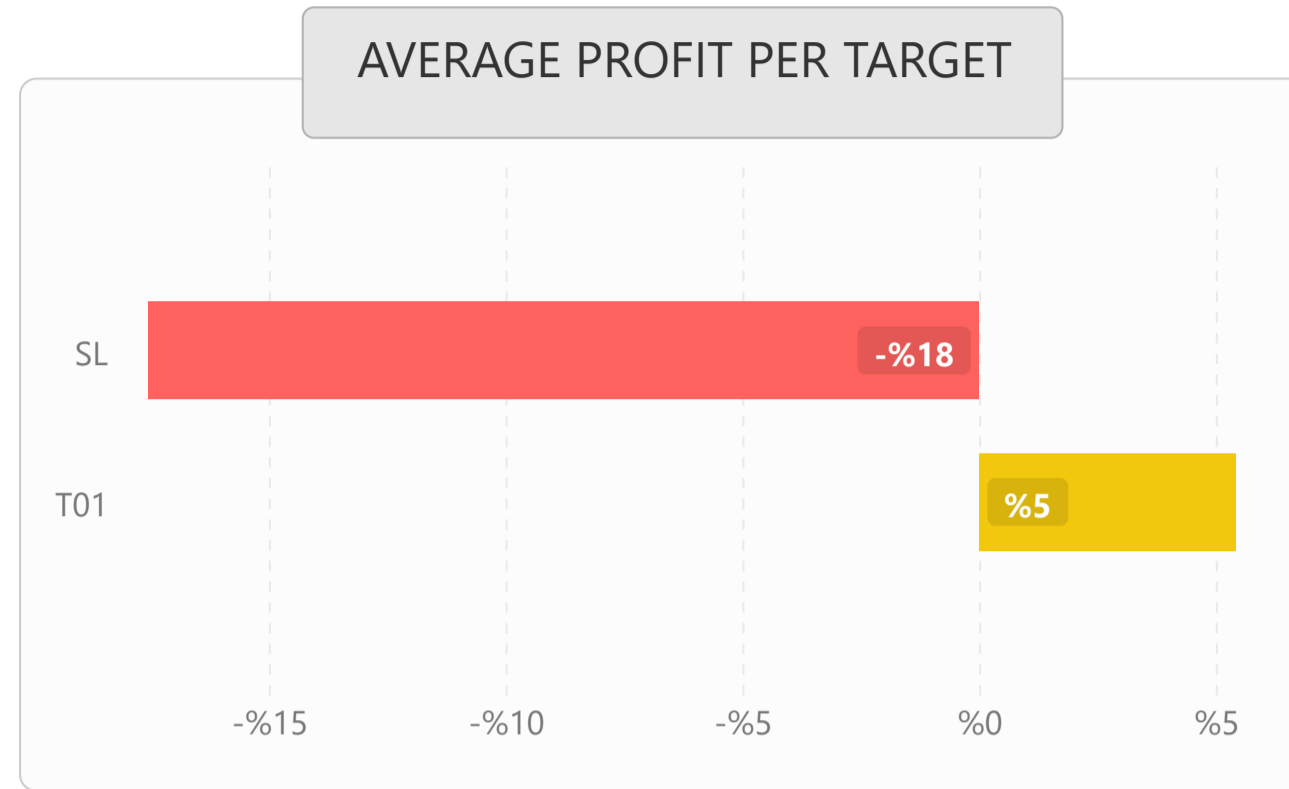
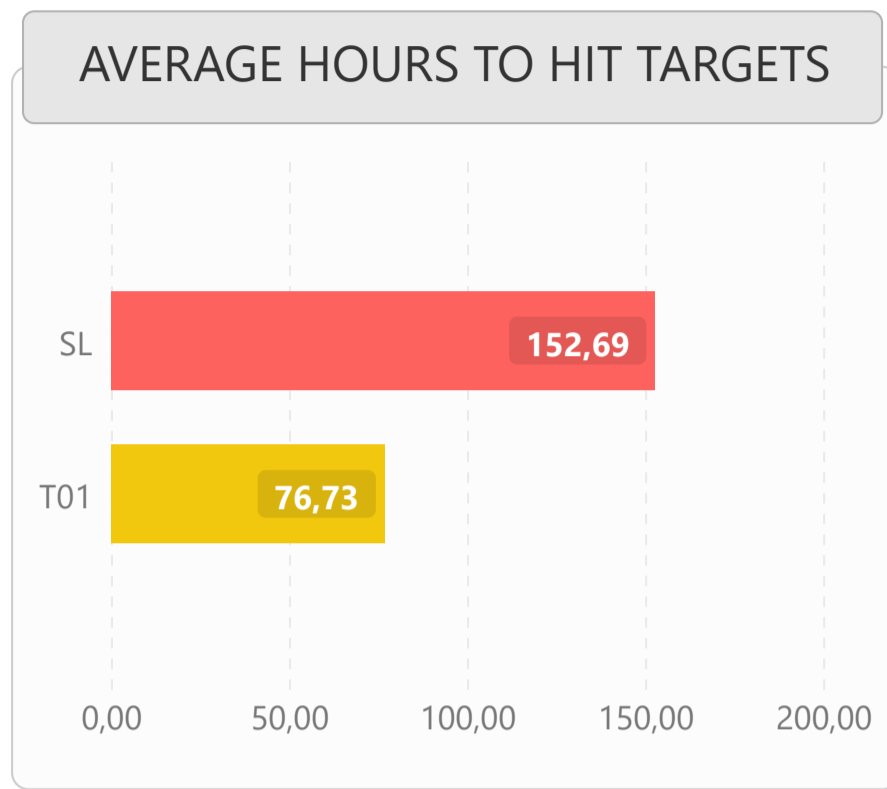
### TOP WIN & LOSS TRADES

Date	Pair	Final Profit	Target	Duration
25.12.2021	QTUM/BTC	%6,9	T01	9 days 4 hrs 1 mins
10.12.2021	IOTX/BTC	%6,8	T01	2 hrs 17 mins
30.12.2021	MASK/USDT	%2,5	T01	7 hrs 53 mins

Date	Pair	Trade Loss	Duration
4.12.2021	VET/USDT	-%15,3	17 hrs 19 mins
4.12.2021	TRU/USDT	-%20,7	2 days 21 hrs 57 mins
14.12.2021	TFUEL/USDT	-%27,5	8 days 11 hrs 53 mins
14.12.2021	DREP/USDT	-%19,4	9 days 11 hrs 46 mins
20.12.2021	INJ/BTC	-%16,1	9 days 17 hrs 26 mins



# 1) DETAILED STATS OF TARGETS (T1, T2, T3 etc.)



# 2) TARGET DURATION vs PROFIT/LOSS SCATTER CHART

Targets ● SL ● T01

