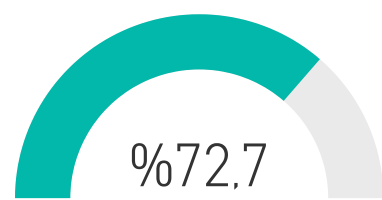




## PLATINIUM BINANCE SPOT REPORT 2022 JANUARY

TOTAL PROFIT  
%73

Success Rate



Completed Trades

11 # of Signals  
%73 Total Profit

Win Trades

8 # of Trades  
%146 Win Profit

Loss Trades

3 # of Trades  
-%74 Loss Rate



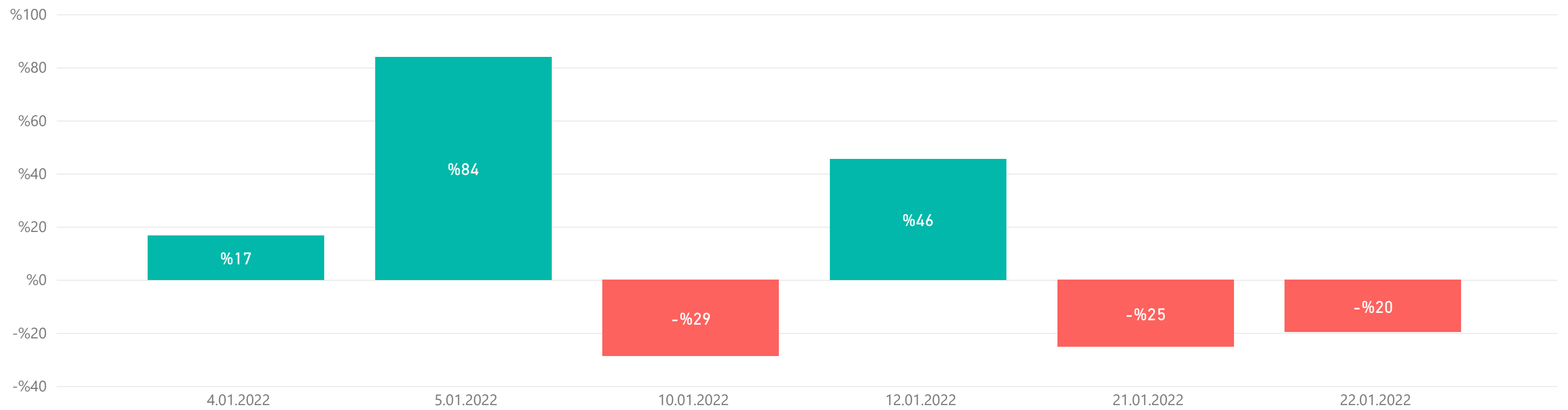
### LIST OF ALL TRADES

Signal Date	Pair	Lev.	Buy Rate	Target 1	Target 2	Target 3	Stop Loss	Final Profit/Loss	Duration
11.12.2021	CHZ/USDT	1	0.2850	0.4700			0.2130	-%25,3	41 days 3 hrs 6 mins
20.12.2021	AKRO/USDT	1	0.0204	0.0264				%29,3	15 days 17 hrs 33 mins
29.12.2021	FTM/BTC	1	0.00004570	0.00006688				%46,3	7 days 1 hrs 52 mins
30.12.2021	COS/USDT	1	0.0284	0.0350	0.0480		0.0203	-%28,7	10 days 20 hrs 38 mins
30.12.2021	COTI/USDT	1	0.3880	0.4206	0.5450			%8,4	6 days 12 hrs 49 mins
30.12.2021	NEAR/USDT	1	14.6060	17.0420				%16,7	4 days 18 hrs 42 mins
6.01.2022	YGG/USDT	1	4.5600	5.3000	6.5000	8.3000	3.5000	%16,2	5 days 23 hrs 41 mins
7.01.2022	MATIC/USDT	1	2.0400	2.3300				%14,2	5 days 3 hrs 37 mins
7.01.2022	SXP/USDT	1	1.6375	1.7300	1.8400	1.9000	1.1000	%5,6	5 days 0 hrs 16 mins
9.01.2022	MASK/USDT	1	9.3400	10.2300				%9,5	3 days 8 hrs 39 mins
12.01.2022	ATOM/USDT	1	41.1000	60.0000	80.0000	110.0000	33.0000	-%19,7	9 days 6 hrs 34 mins



### WIN & LOSS CHART

Win/Loss ● Loss ● Win



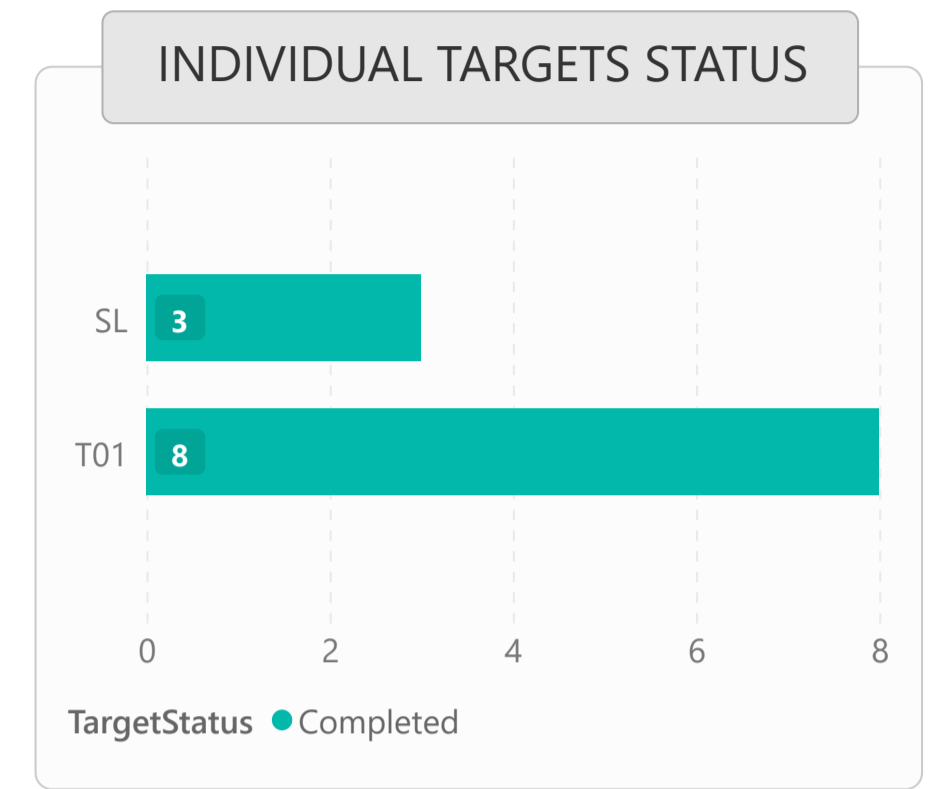
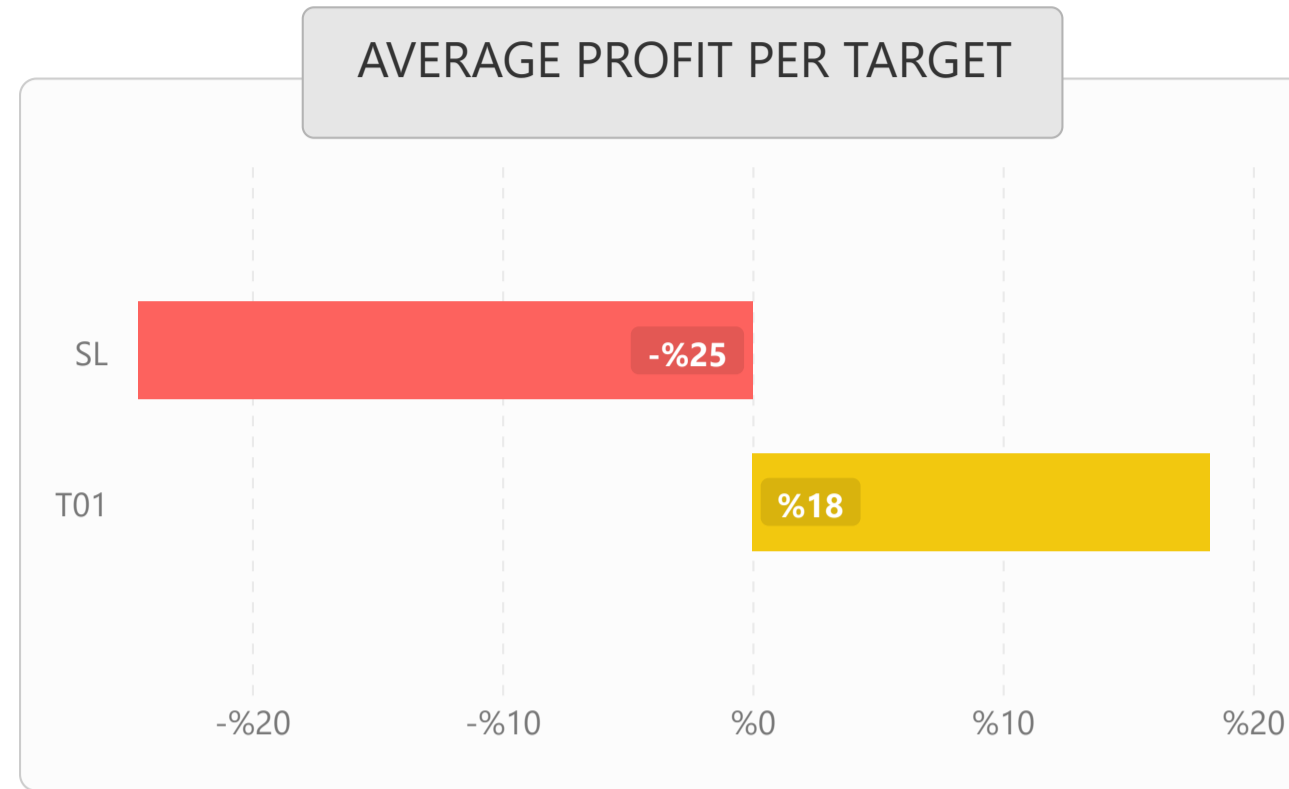
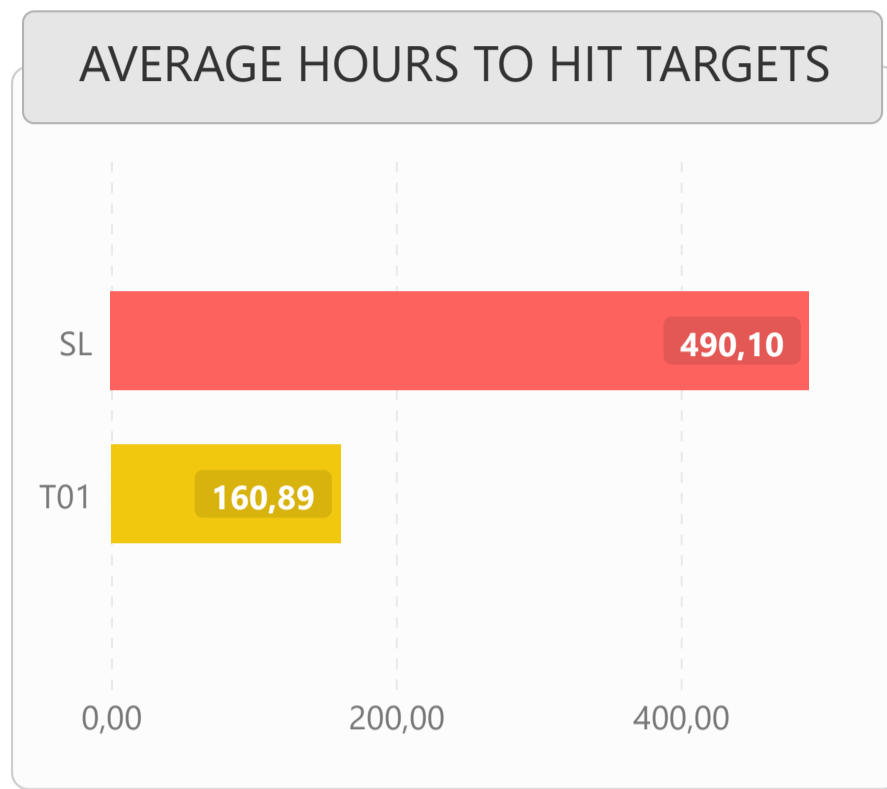
### TOP WIN & LOSS TRADES

Date	Pair	Final Profit	Target	Duration
5.01.2022	FTM/BTC	%46,3	T01	7 days 1 hrs 52 mins
5.01.2022	AKRO/USDT	%29,3	T01	15 days 17 hrs 33 mins
4.01.2022	NEAR/USDT	%16,7	T01	4 days 18 hrs 42 mins
12.01.2022	YGG/USDT	%16,2	T01	5 days 23 hrs 41 mins
12.01.2022	MATIC/USDT	%14,2	T01	5 days 3 hrs 37 mins

Date	Pair	Trade Loss	Duration
10.01.2022	COS/USDT	-%28,7	10 days 20 hrs 38 mins
21.01.2022	CHZ/USDT	-%25,3	41 days 3 hrs 6 mins
22.01.2022	ATOM/USDT	-%19,7	9 days 6 hrs 34 mins



# 1) DETAILED STATS OF TARGETS (T1, T2, T3 etc.)



# 2) TARGET DURATION vs PROFIT/LOSS SCATTER CHART

Targets ● SL ● T01

