



PLATINIUM BINANCE SPOT REPORT 2022 FEBRUARY

TOTAL PROFIT
%349

Success Rate



Completed Trades

25 # of Signals
%349 Total Profit

Win Trades

22 # of Trades
%376 Win Profit

Loss Trades

3 # of Trades
-%27 Loss Rate



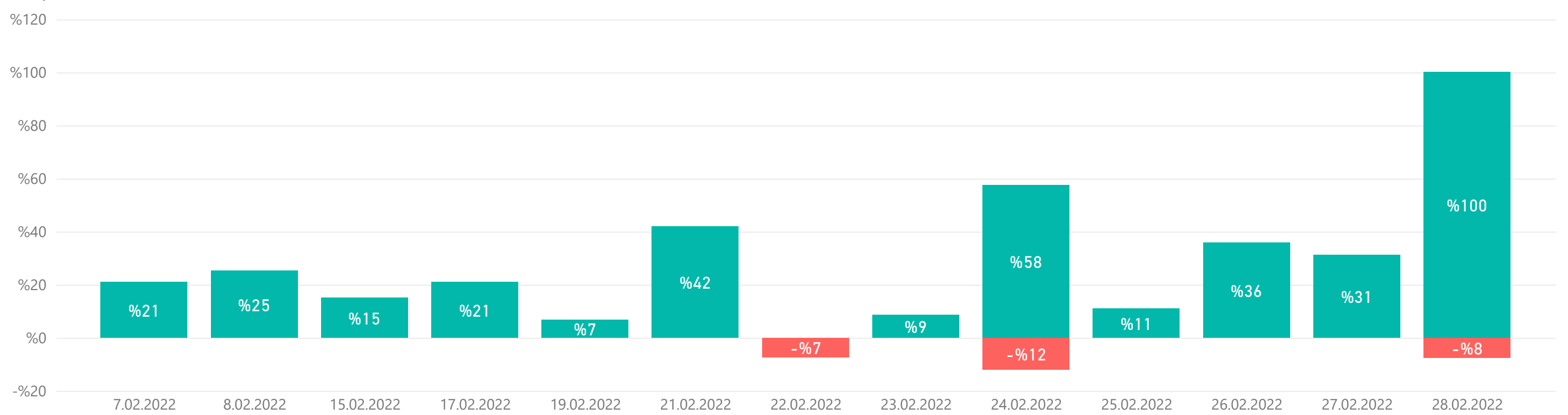
LIST OF ALL TRADES

Signal Date	Pair	Lev.	Buy Rate	Target 1	Target 2	Target 3	Stop Loss	Final Profit/Loss	Duration
26.01.2022	COTI/USDT	1	0.2653	0.3322				%25,2	13 days 6 hrs 38 mins
29.01.2022	ETH/USDT	1	2575.5200	3116.3792				%21,0	8 days 20 hrs 18 mins
13.02.2022	AVAX/USDT	1	79.5000	96.5000	124.4000			%21,4	7 days 21 hrs 24 mins
13.02.2022	GALA/USDT	1	0.2900	0.3339	0.3970	0.4460		%15,2	1 days 22 hrs 1 mins
15.02.2022	LUNA/USDT	1	53.0000	60.5000	66.0000			%24,5	9 days 14 hrs 42 mins
17.02.2022	XVS/USDT	1	11.9400	14.4600	17.0000	20.1400		%21,1	6 hrs 40 mins
18.02.2022	BTC/USDT	1	39738.0000	36500.0000	35500.0000			%8,1	2 days 21 hrs 54 mins
18.02.2022	XRP/USDT	1	0.7992	0.8300	0.8536	0.9102	0.7495	%6,8	1 days 9 hrs 19 mins
19.02.2022	BNB/USDT	1	397.0000	340.0000				%14,4	4 days 12 hrs 23 mins
19.02.2022	GRT/USDT	1	0.4207	0.4642	0.4985	0.5298	0.3900	-%7,3	2 days 13 hrs 16 mins
19.02.2022	SAND/USDT	1	3.4422	3.0000	2.8000			%18,7	4 days 12 hrs 23 mins
20.02.2022	ATOM/USDT	1	25.9000	27.5000	28.1000	28.7100		%10,8	6 days 2 hrs 38 mins
20.02.2022	SOL/USDT	1	91.8000	95.5900	98.2800	103.5800	82.3400	%7,1	8 days 1 hrs 3 mins
21.02.2022	DATA/USDT	1	0.0816	0.0917	0.1003	0.1106		%12,4	0 hrs 9 mins
22.02.2022	LUNA/USDT	1	51.4600	57.0000	60.5900	65.4200	45.7400	%63,2	6 days 4 hrs 20 mins
22.02.2022	SAND/USDT	1	2.9716	3.1294	3.2301	3.4532	2.7700	%8,7	2 hrs 2 mins
23.02.2022	ANT/USDT	1	4.9340	5.4680	5.8240	6.3870		%10,8	2 days 15 hrs 49 mins
23.02.2022	MATIC/USDT	1	1.5100	1.6300	1.7330	1.8650	1.3300	-%11,9	19 hrs 43 mins
24.02.2022	BNB/USDT	1	334.4000	371.1840				%11,0	18 hrs 5 mins
25.02.2022	GALA/USDT	1	0.2357	0.2690	0.2990	0.3256		%14,1	20 hrs 50 mins
25.02.2022	TOMO/USDT	1	1.0120	1.1280	1.1940	1.3560	0.9400	%18,0	3 days 16 hrs 19 mins
25.02.2022	WAVES/USDT	1	10.0900	10.9000	11.9000	13.2500	9.5000	%31,3	1 days 7 hrs 40 mins
27.02.2022	ATOM/USDT	1	29.1900	32.5000	35.7000	39.0000	27.0000	-%7,5	16 hrs 16 mins
28.02.2022	ROSE/USDT	1	0.2246	0.2388	0.2605	0.2779		%6,3	6 hrs 18 mins
28.02.2022	VET/USDT	1	0.0464	0.0490	0.0540	0.0585		%5,6	2 hrs 5 mins



WIN & LOSS CHART

Win/Loss ● Loss ● Win



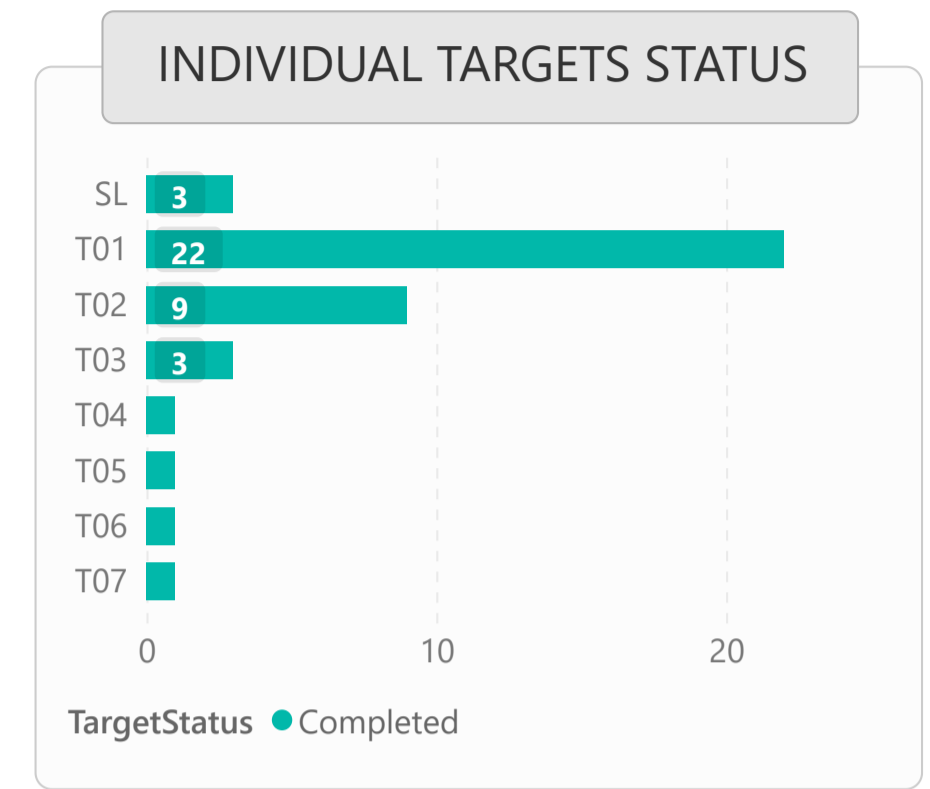
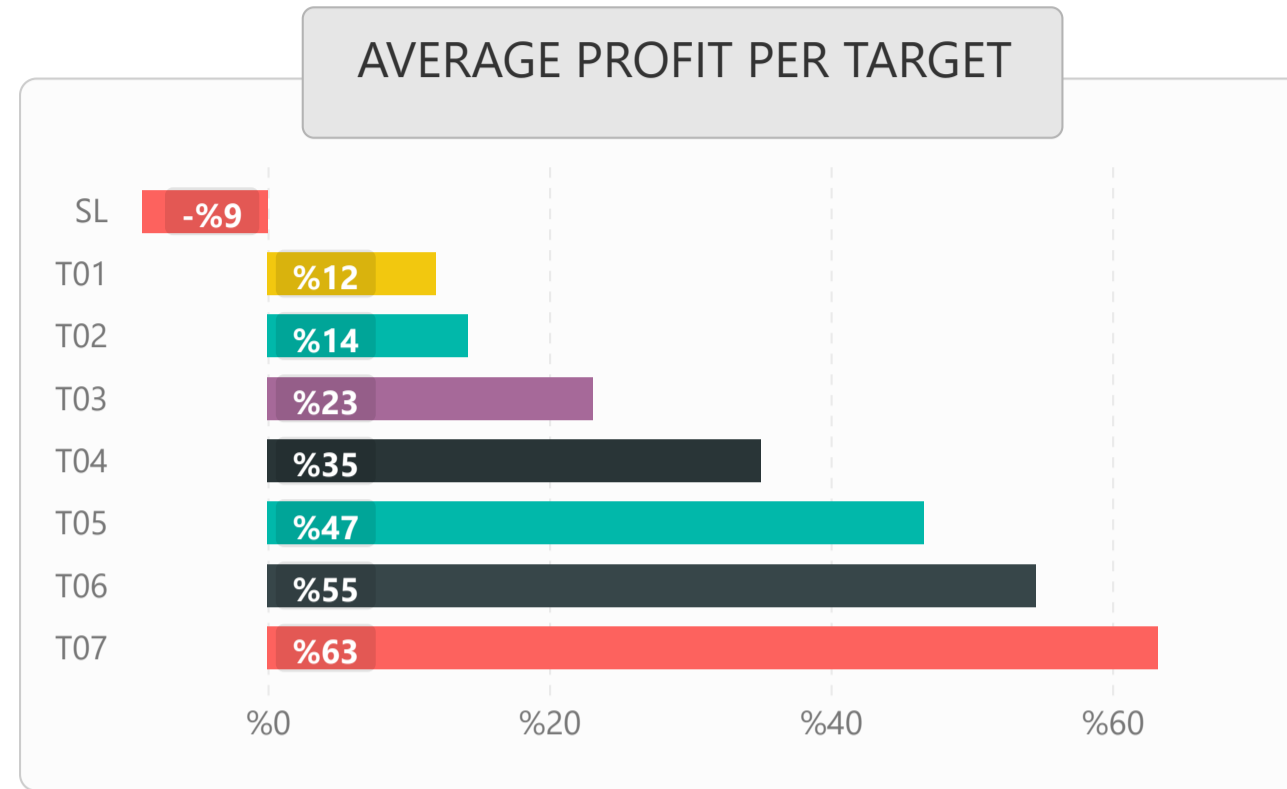
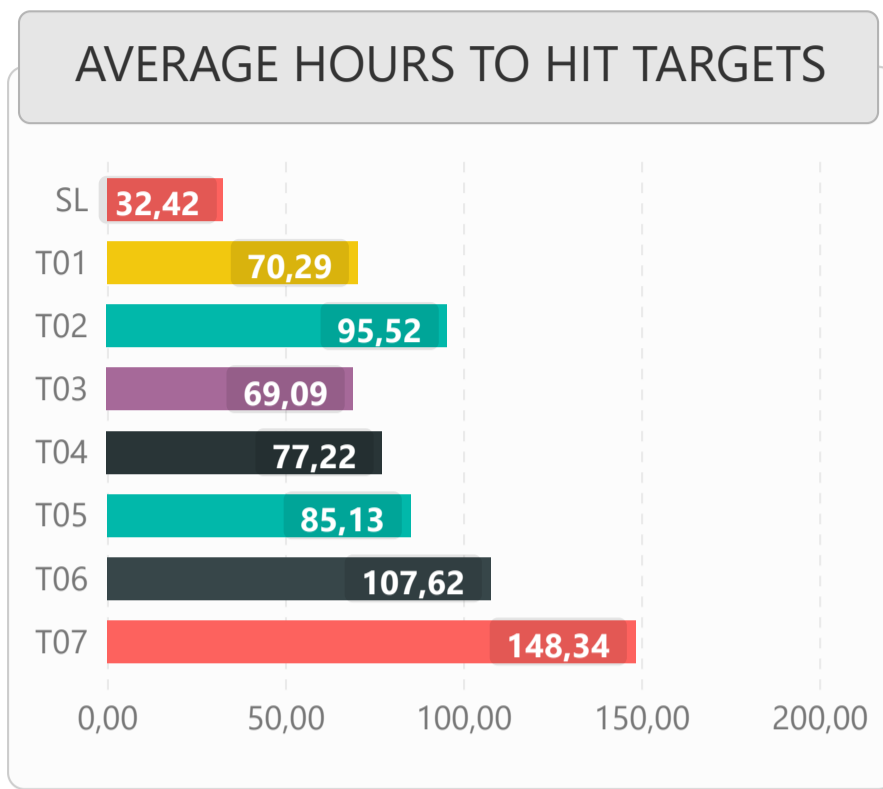
TOP WIN & LOSS TRADES

Date	Pair	Final Profit	Target	Duration
28.02.2022	LUNA/USDT	%63,2	T07	6 days 4 hrs 20 mins
27.02.2022	WAVES/USDT	%31,3	T03	1 days 7 hrs 40 mins
8.02.2022	COTI/USDT	%25,2	T01	13 days 6 hrs 38 mins
24.02.2022	LUNA/USDT	%24,5	T02	9 days 14 hrs 42 mins
21.02.2022	AVAX/USDT	%21,4	T01	7 days 21 hrs 24 mins

Date	Pair	Trade Loss	Duration
28.02.2022	ATOM/USDT	-%7,5	16 hrs 16 mins
24.02.2022	MATIC/USDT	-%11,9	19 hrs 43 mins
22.02.2022	GRT/USDT	-%7,3	2 days 13 hrs 16 mins



1) DETAILED STATS OF TARGETS (T1, T2, T3 etc.)



2) TARGET DURATION vs PROFIT/LOSS SCATTER CHART

Targets ● SL ● T01 ● T02 ● T03 ● T04 ● T05 ● T06 ● T07

