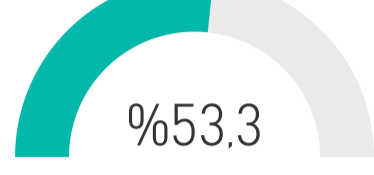




PLATINIUM BINANCE SPOT REPORT 2022 JUNE

TOTAL PROFIT
%263

Success Rate



Completed Trades

45 # of Signals
%263 Total Profit

Win Trades

24 # of Trades
%517 Win Profit

Loss Trades

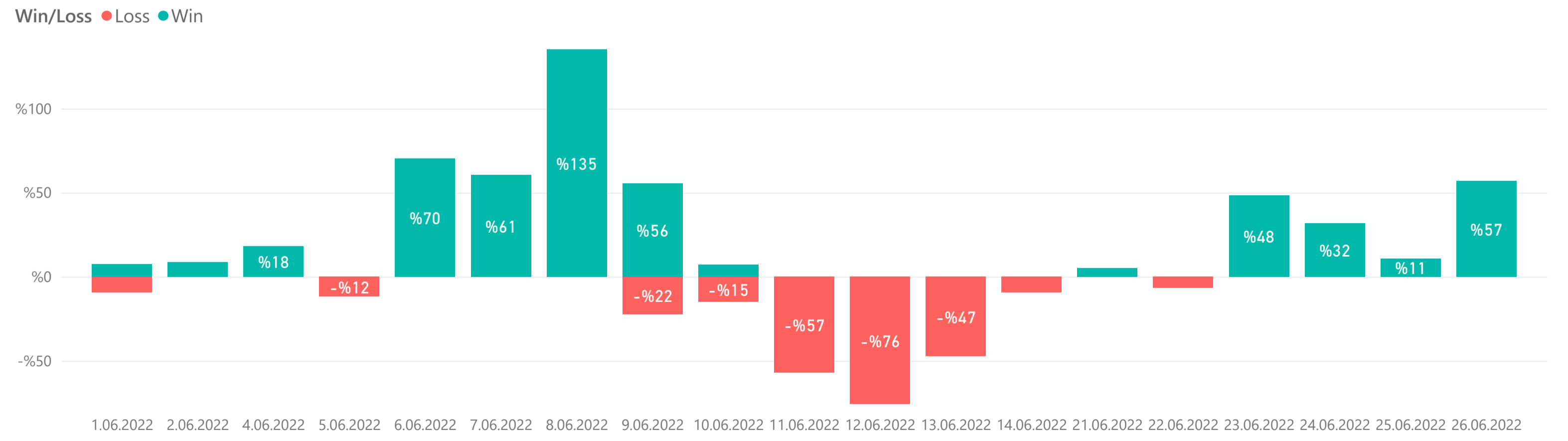
21 # of Trades
-%254 Loss Rate



LIST OF ALL TRADES

Signal Date	Pair	Lev.	Buy Rate	Target 1	Target 2	Target 3	Target 4	Target 5	Stop Loss	Final Profit/Loss	Duration
17.05.2022	HNT/USDT	1	7.7500	9.7600	10.6100	11.3600	12.6900		6.3000	%46,6	22 days 19 hrs 20 mins
17.05.2022	REN/USDT	1	0.1463	0.1627	0.1717	0.1807	0.1927	0.2080	0.1190	%17,3	5 days 22 hrs 5 mins
29.05.2022	GALA/USDT	1	0.0735	0.0781	0.0833	0.0898	0.0995		0.0670	%22,2	8 days 17 hrs 42 mins
30.05.2022	FET/USDT	1	0.1494	0.1783	0.2000	0.2217	0.2526	0.2890	0.1290	-%13,7	13 days 1 hrs 21 mins
30.05.2022	GRT/USDT	1	0.1453	0.1513	0.1599	0.1718	0.1895	0.2102	0.1100	%18,2	5 days 6 hrs 57 mins
31.05.2022	FTM/USDT	1	0.4083	0.4523	0.4784	0.5219	0.5643	0.6133	0.3700	-%9,4	1 days 14 hrs 36 mins
31.05.2022	ROSE/USDT	1	0.0743	0.0800	0.0870	0.0999	0.1161	0.1373	0.0570	%7,7	20 hrs 59 mins
1.06.2022	ALGO/USDT	1	0.3850	0.4196	0.4521	0.4952	0.5761		0.3450	%9,0	4 days 17 hrs 19 mins
1.06.2022	ALICE/USDT	1	2.7500	3.0980	3.3240	3.5600	3.8430	4.1300	2.5500	-%7,3	9 days 16 hrs 50 mins
1.06.2022	BEL/USDT	1	0.8200	0.9000	0.9900	1.1230	1.2840	1.7000	0.6600	%107,3	6 days 10 hrs 44 mins
1.06.2022	CHR/USDT	1	0.2197	0.2540	0.2674	0.2886	0.3200	0.3857	0.1850	-%15,8	10 days 10 hrs 48 mins
1.06.2022	CTSI/USDT	1	0.1860	0.2000	0.2168	0.2330	0.2572	0.3000	0.1600	%38,3	6 days 4 hrs 31 mins
1.06.2022	EOS/USDT	1	1.2450	1.3780	1.4630	1.5650	1.6610	1.7830	1.1500	-%7,6	9 days 20 hrs 50 mins
1.06.2022	MANA/USDT	1	0.9750	1.1117	1.2212	1.3364	1.4709	1.6668	0.8800	-%9,7	9 days 16 hrs 31 mins
1.06.2022	MASK/USDT	1	1.7350	2.0180	2.1870	2.3930	2.6520	3.0520	1.5000	-%13,5	9 days 23 hrs 24 mins
1.06.2022	NEAR/USDT	1	5.3200	6.1260	6.4810	6.9310	7.5740	8.7310	4.9000	-%7,9	8 days 20 hrs 34 mins
1.06.2022	RUNE/USDT	1	2.8080	3.2000	3.4800	3.8000	4.3000	5.3000	2.2500	%14,0	4 days 14 hrs 18 mins
1.06.2022	SFP/USDT	1	0.4000	0.4354	0.4800	0.5316	0.5831		0.3500	%8,8	14 hrs 16 mins
4.06.2022	AVAX/USDT	1	23.3000	24.5700	26.3700	28.5300	32.0000	36.0000	20.8000	%13,2	1 days 11 hrs 47 mins
4.06.2022	OCEAN/USDT	1	0.2340	0.2484	0.2614	0.2763	0.2992	0.3338	0.1800	%27,9	3 days 8 hrs 17 mins
4.06.2022	OP/USDT	1	1.3600	1.6170	1.8720	2.2310	2.5770	2.9900	1.2000	-%11,8	21 hrs 33 mins
4.06.2022	SNX/USDT	1	2.6800	2.8080	3.0110	3.3110	3.7610	4.3140	2.2000	-%17,9	8 days 8 hrs 9 mins
5.06.2022	NEO/USDT	1	11.3500	12.2200	13.2600	14.5100	16.1700		9.5000	%16,8	1 days 4 hrs 20 mins
6.06.2022	ONE/USDT	1	0.0409	0.0452	0.0480	0.0526	0.0589	0.0660	0.0380	-%7,1	4 days 10 hrs 29 mins
8.06.2022	ADA/USDT	1	0.5917	0.6894	0.7472	0.8162	0.9000	1.0000	0.5250	-%11,3	3 days 22 hrs 58 mins
8.06.2022	ATOM/USDT	1	8.0600	9.7100	10.9600	13.8000	15.2500	16.9700	6.9000	-%14,4	4 days 12 hrs 48 mins
8.06.2022	ENS/USDT	1	11.0833	12.5500	13.8000	15.4200	17.2900	18.8400	10.0000	-%9,8	2 days 20 hrs 47 mins
8.06.2022	FTT/USDT	1	26.4330	30.0000	32.3500	35.2700	39.2700		24.0000	-%9,2	5 days 11 hrs 23 mins
8.06.2022	OP/USDT	1	0.9005	1.1100	1.2000	1.3000	1.4410	1.6180	0.7000	-%22,3	14 hrs 44 mins
9.06.2022	MATIC/USDT	1	0.6200	0.6490	0.6900	0.7320	0.8080	0.9230	0.4300	%4,7	9 hrs 18 mins
9.06.2022	THETA/USDT	1	1.3710	1.4300	1.5000	1.5970	1.7100	1.9000	1.1000	%4,3	4 hrs 41 mins
9.06.2022	TOMO/USDT	1	0.5980	0.7270	0.7800	0.8380	0.9530	1.0680	0.4750	-%20,6	2 days 18 hrs 38 mins
10.06.2022	BAND/USDT	1	1.9400	2.0790	2.2310	2.3970	2.6940		1.7000	%7,2	3 hrs 16 mins
10.06.2022	OP/USDT	1	0.7833	0.9990	1.1290	1.2850	1.4460	1.6180	0.6700	-%14,5	1 days 23 hrs 30 mins
10.06.2022	VET/USDT	1	0.0302	0.0337	0.0361	0.0389	0.0430	0.0450	0.0275	-%8,9	1 days 12 hrs 57 mins
11.06.2022	BEL/USDT	1	1.1533	1.3900	1.6000	1.9036	2.2072	2.7700	0.9800	-%15,0	1 days 22 hrs 15 mins
21.06.2022	ALICE/USDT	1	2.2950	2.5430	2.6730	2.8390	3.0120	3.2390	1.9000	%23,7	2 days 10 hrs 42 mins
21.06.2022	BEL/USDT	1	0.8020	0.9135	1.0000	1.1100	1.2400		0.6900	%24,7	1 days 20 hrs 58 mins
21.06.2022	BLZ/USDT	1	0.0889	0.0978	0.1047	0.1121	0.1208		0.0830	-%6,6	20 hrs 22 mins
21.06.2022	GALA/USDT	1	0.0575	0.0605	0.0630	0.0664	0.0706	0.0753	0.0480	%5,1	0 hrs 60 mins
22.06.2022	ADA/USDT	1	0.4650	0.4815	0.5031	0.5332	0.5680	0.6084	0.4050	%8,2	2 days 2 hrs 38 mins
22.06.2022	LINK/USDT	1	6.7000	6.9600	7.4300	7.8800	8.5500	9.3800	6.0000	%10,9	2 days 13 hrs 42 mins
23.06.2022	AVAX/USDT	1	16.9800	18.0000	19.1700	20.3600	21.7200	23.0000	13.4500	%27,9	2 days 18 hrs 47 mins
23.06.2022	GMT/USDT	1	0.7741	0.8273	0.8668	0.9220	0.9999		0.7000	%29,2	2 days 14 hrs 27 mins
23.06.2022	OP/USDT	1	0.4958	0.5340	0.5650	0.6130	0.6750	0.7440	0.4500	%23,6	1 days 3 hrs 40 mins

WIN & LOSS CHART



TOP WIN & LOSS TRADES

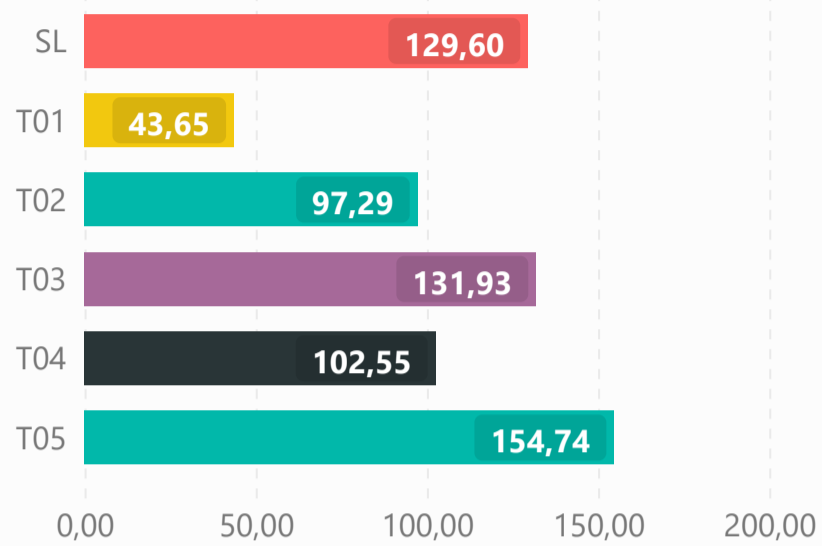
Date	Pair	Final Profit	Target	Duration
8.06.2022	BEL/USDT	%107,3	T05	6 days 10 hrs 44 mins
9.06.2022	HNT/USDT	%46,6	T03	22 days 19 hrs 20 mins
7.06.2022	CTSI/USDT	%38,3	T04	6 days 4 hrs 31 mins
26.06.2022	GMT/USDT	%29,2	T04	2 days 14 hrs 27 mins
26.06.2022	AVAX/USDT	%27,9	T04	2 days 18 hrs 47 mins

Date	Pair	Trade Loss	Duration
9.06.2022	OP/USDT	-%22,3	14 hrs 44 mins
13.06.2022	BEL/USDT	-%15,0	1 days 22 hrs 15 mins
12.06.2022	CHR/USDT	-%15,8	10 days 10 hrs 48 mins
12.06.2022	TOMO/USDT	-%20,6	2 days 18 hrs 38 mins
13.06.2022	SNX/USDT	-%17,9	8 days 8 hrs 9 mins

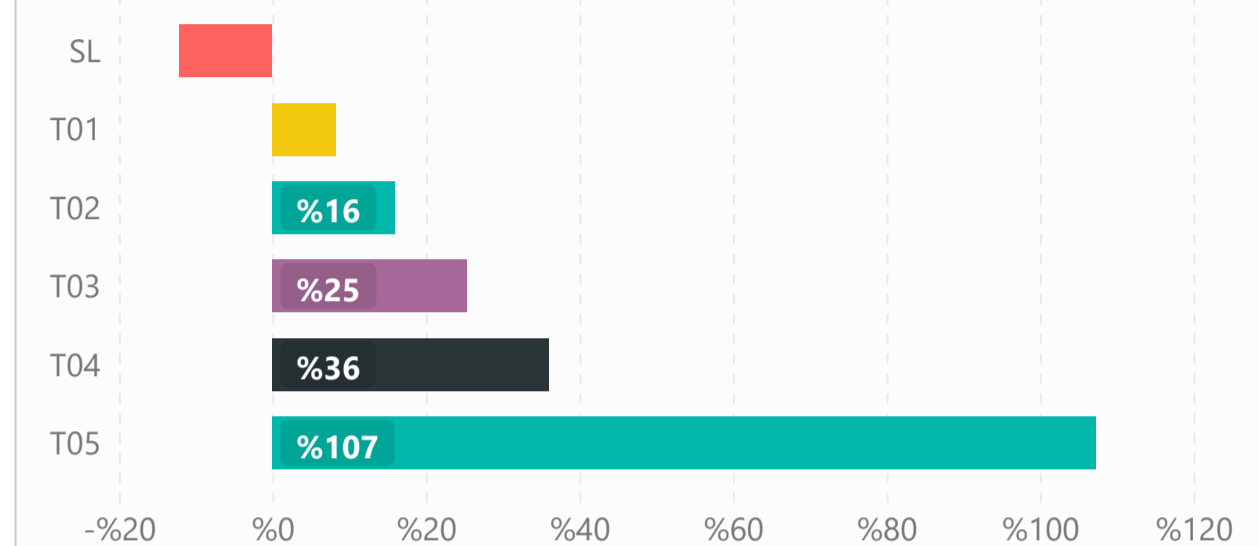


1) DETAILED STATS OF TARGETS (T1, T2, T3 etc.)

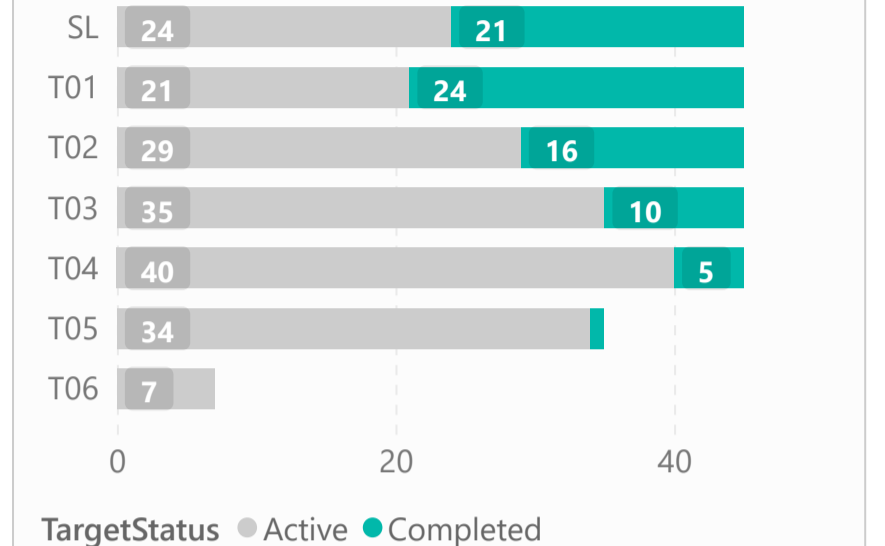
AVERAGE HOURS TO HIT TARGETS



AVERAGE PROFIT PER TARGET



INDIVIDUAL TARGETS STATUS



2) TARGET DURATION vs PROFIT/LOSS SCATTER CHART

Targets ● SL ● T01 ● T02 ● T03 ● T04 ● T05

