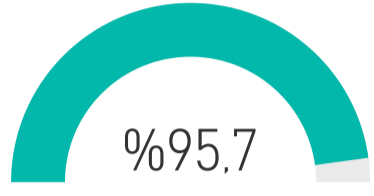




PLATINIUM BINANCE SPOT REPORT 2022 JULY

TOTAL PROFIT
%529

Success Rate



Completed Trades

23 # of Signals
%529 Total Profit

Win Trades

22 # of Trades
%537 Win Profit

Loss Trades

1 # of Trades
-%8 Loss Rate



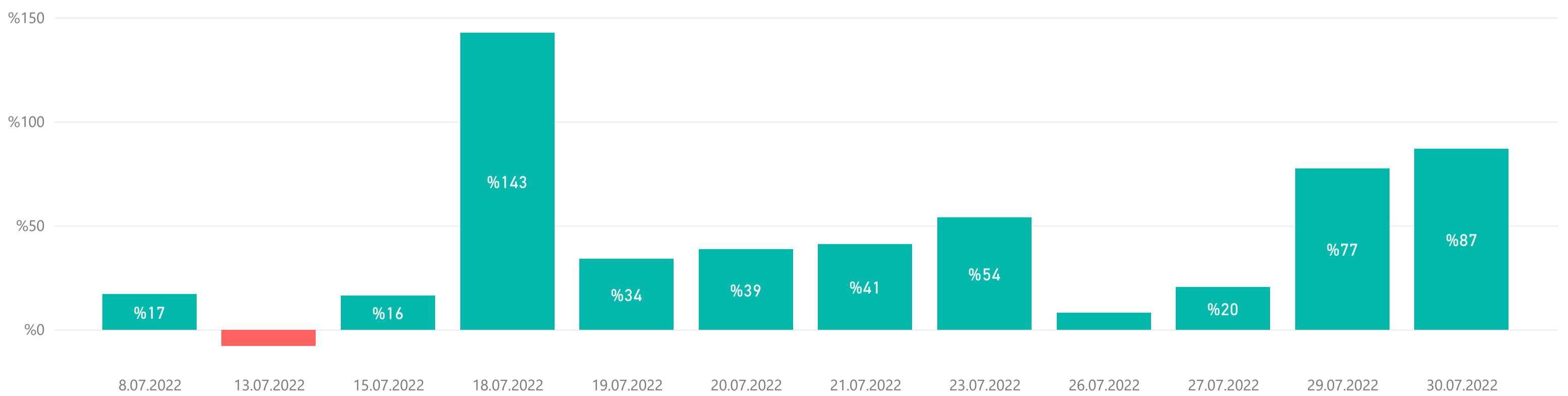
LIST OF ALL TRADES

Signal Date	Pair	Lev.	Buy Rate	Target 1	Target 2	Target 3	Target 4	Target 5	Stop Loss	Final Profit/Loss	Duration
21.06.2022	ALICE/USDT	1	2.2950	2.5430	2.6730	2.8390	3.0120	3.2390	1.9000	%41,1	29 days 22 hrs 37 mins
23.06.2022	AVAX/USDT	1	16.9800	18.0000	19.1700	20.3600	21.7200	23.0000	13.4500	%35,5	24 days 23 hrs 58 mins
23.06.2022	MANA/USDT	1	0.8395	2.5430	2.6730	2.8390	3.0120	3.2390	0.7750	-%7,7	20 days 7 hrs 33 mins
2.07.2022	SAND/USDT	1	0.7820	1.3900					0.6600	%77,7	16 days 5 hrs 58 mins
4.07.2022	ALGO/USDT	1	0.3000	0.3540						%18,0	13 days 16 hrs 18 mins
6.07.2022	SHIB/USDT	1	0.0000	0.0000	0.0000	0.0000				%9,9	1 days 11 hrs 45 mins
6.07.2022	WAVES/USDT	1	5.2330	5.7300	6.2700	7.7800	8.2100			%19,8	12 days 20 hrs 33 mins
7.07.2022	BTC/USDT	1	20362.0000	21830.0000						%7,2	10 hrs 50 mins
10.07.2022	WOO/USDT	1	0.1780	0.2008	0.2237	0.2930				%25,7	7 days 22 hrs 45 mins
13.07.2022	EOS/USDT	1	0.9270	0.9810	1.0210	1.0600	1.0960			%18,2	6 days 10 hrs 14 mins
13.07.2022	ETH/USDT	1	1093.2900	1150.9000	1208.2300	1272.6000				%16,4	2 days 2 hrs 3 mins
14.07.2022	CHESS/USDT	1	0.2860	0.3200	0.3580	0.3990	0.4400			%53,8	8 days 23 hrs 42 mins
14.07.2022	DOGE/USDT	1	0.0603	0.0644	0.0657					%9,0	3 days 17 hrs 40 mins
15.07.2022	MATIC/USDT	1	0.6990	0.8785	0.9932	1.7403	2.0830	2.8993	0.3053	%42,1	2 days 15 hrs 24 mins
15.07.2022	XRP/USDT	1	0.3346	0.3639	0.3956	0.4559	0.5303			%18,2	2 days 15 hrs 31 mins
16.07.2022	GRT/USDT	1	0.0970	0.1139	0.1243	0.1313	0.1513			%35,4	12 days 15 hrs 54 mins
16.07.2022	SHIB/USDT	1	0.0000	0.0000	0.0000	0.0000				%20,4	3 days 15 hrs 37 mins
18.07.2022	BNB/USDT	1	249.9000	256.1000						%2,5	6 hrs 24 mins
18.07.2022	FIL/USDT	1	5.8900	6.7300	7.4300	8.4200				%43,0	12 days 3 hrs 4 mins
18.07.2022	KAVA/USDT	1	1.7000	1.9420	2.2510	2.5450	3.2450			%14,2	1 days 2 hrs 38 mins
21.07.2022	TWT/USDT	1	0.8224	0.9904	1.1317	1.3879	1.5727			%20,4	6 days 9 hrs 52 mins
23.07.2022	BTC/USDT	1	22278.1700	21115.0000						%5,2	2 days 9 hrs 41 mins
25.07.2022	VET/USDT	1	0.0237	0.0230	0.0220					%2,9	4 hrs 26 mins



WIN & LOSS CHART

Win/Loss ● Loss ● Win



TOP WIN & LOSS TRADES

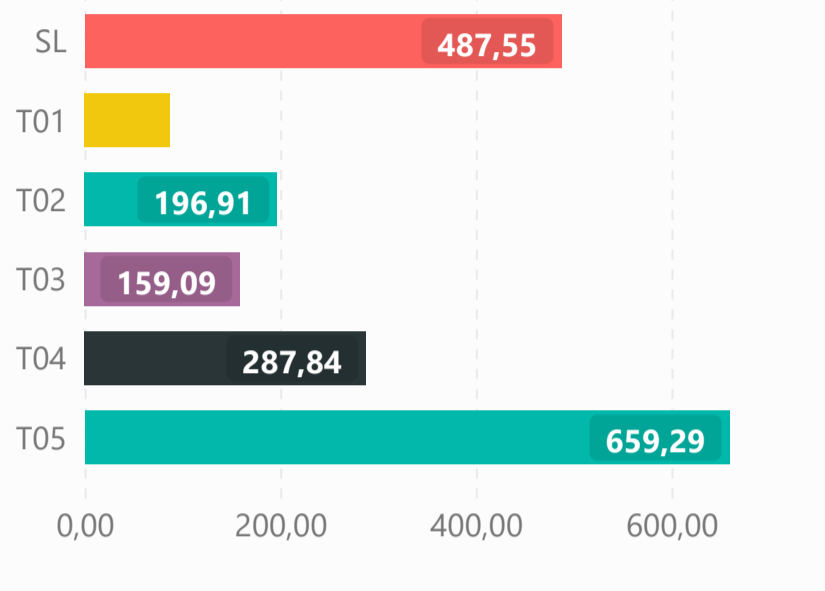
Date	Pair	Final Profit	Target	Duration
18.07.2022	SAND/USDT	%77,7	T01	16 days 5 hrs 58 mins
23.07.2022	CHESS/USDT	%53,8	T04	8 days 19 hrs 42 mins
30.07.2022	FIL/USDT	%43,0	T03	12 days 3 hrs 4 mins
29.07.2022	MATIC/USDT	%42,1	T02	13 days 14 hrs 55 mins
21.07.2022	ALICE/USDT	%41,1	T05	29 days 22 hrs 37 mins

Date	Pair	Trade Loss	Duration
13.07.2022	MANA/USDT	-%7,7	20 days 7 hrs 33 mins

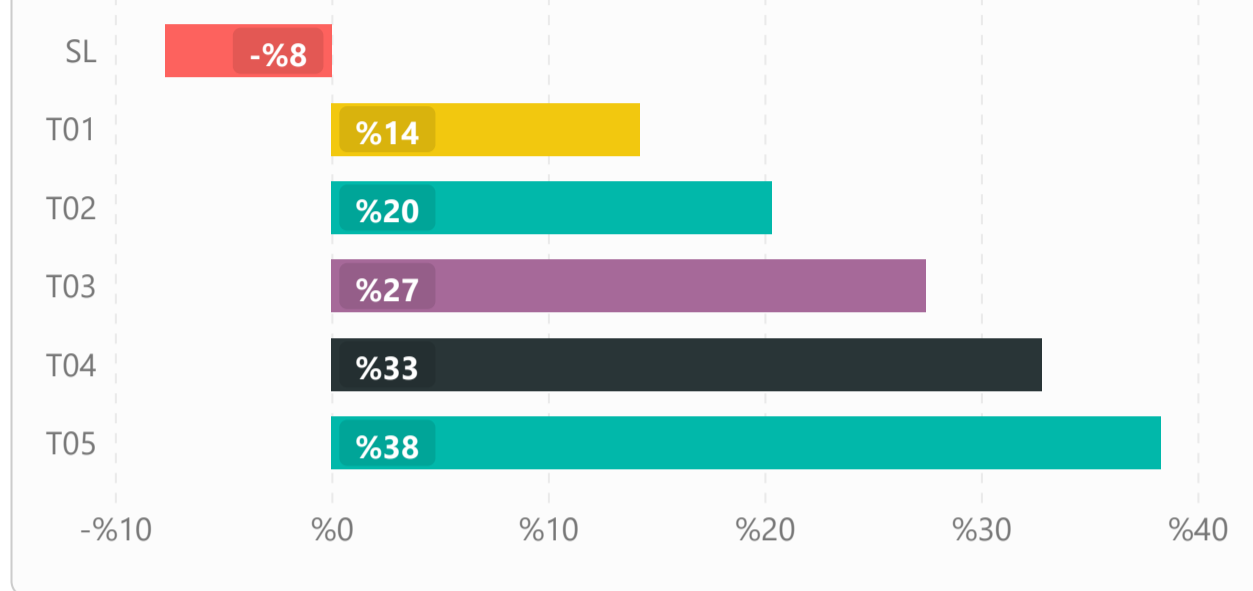


1) DETAILED STATS OF TARGETS (T1, T2, T3 etc.)

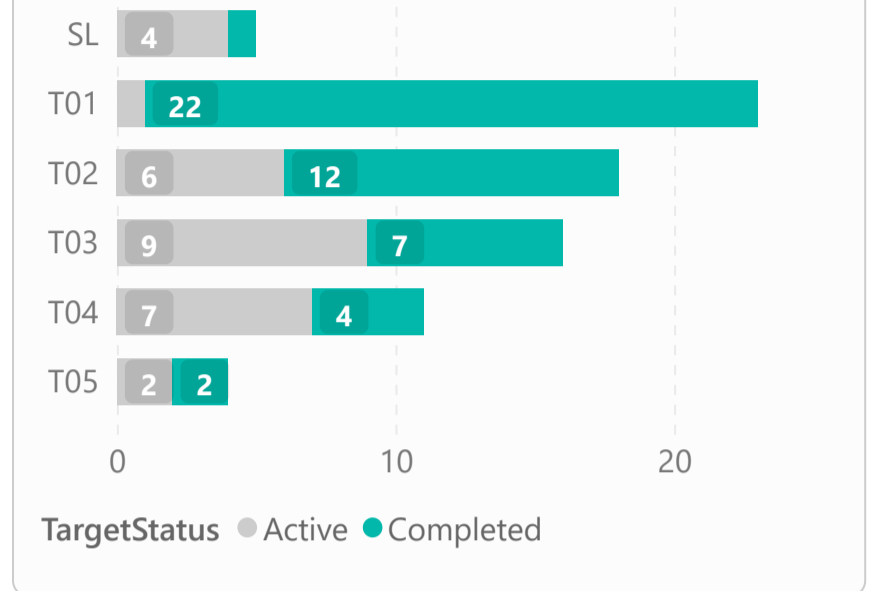
AVERAGE HOURS TO HIT TARGETS



AVERAGE PROFIT PER TARGET



INDIVIDUAL TARGETS STATUS



2) TARGET DURATION vs PROFIT/LOSS SCATTER CHART

Targets ● SL ● T01 ● T02 ● T03 ● T04 ● T05

