


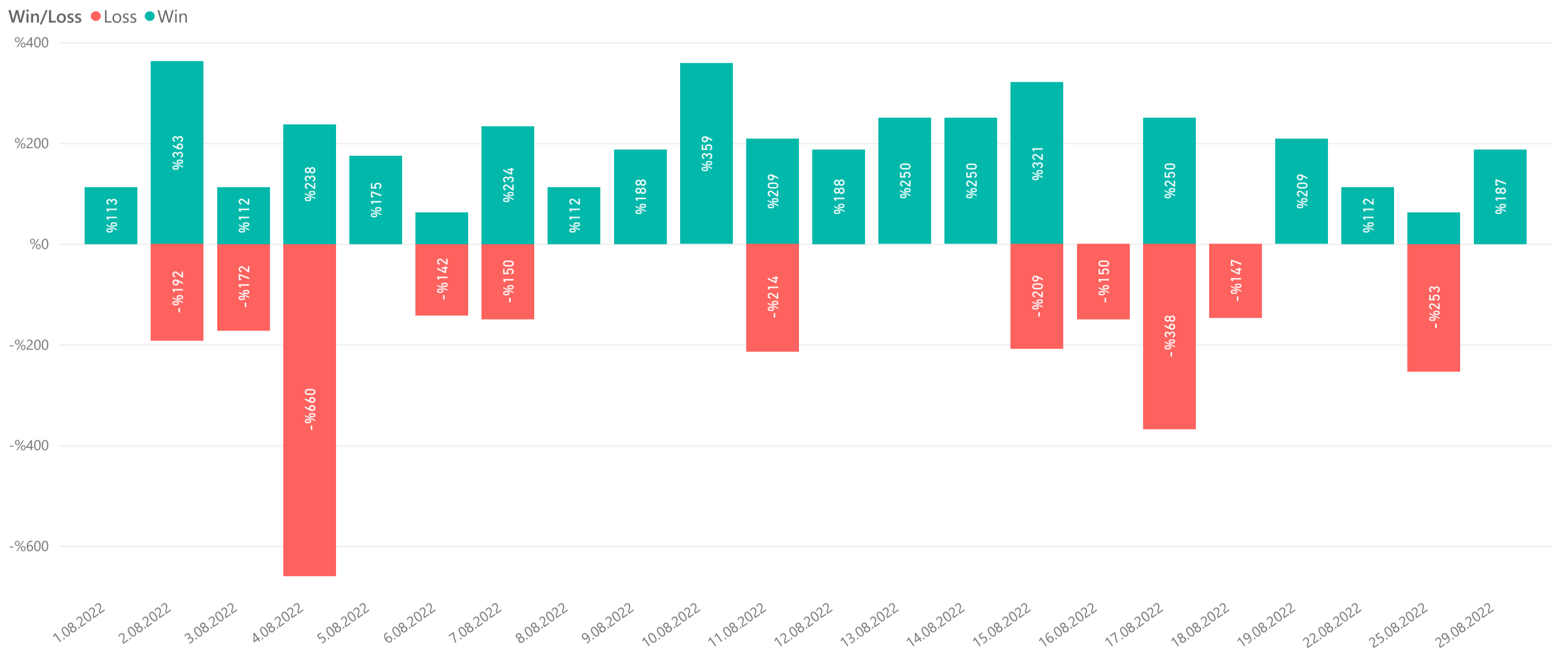


DAILY SCALPING SIGNALS FUTURES 2022 AUGUST

TOTAL PROFIT
%1336



WIN/LOSS TRADE CHART



TOP PROFIT & LOSS ORDERS

Order Date	Pair	Target	Profit	Duration
2.08.2022	BTC/USDT	T02	%162,50	6 hrs 53 mins
4.08.2022	BTC/USDT	T02	%162,50	0 hrs 43 mins
29.08.2022	BTC/USDT	T02	%162,50	1 days 13 hrs 33 mins
11.08.2022	BTC/USDT	T02	%162,50	3 hrs 58 mins
9.08.2022	BTC/USDT	T02	%162,50	14 hrs 39 mins

Date	Pair	Loss	Duration
4.08.2022	BTC/USDT	-%318,53	3 hrs 4 mins
25.08.2022	BTC/USDT	-%253,18	1 days 4 hrs 32 mins
11.08.2022	BTC/USDT	-%213,67	2 hrs 42 mins
4.08.2022	BTC/USDT	-%172,13	4 hrs 44 mins
3.08.2022	BTC/USDT	-%171,96	7 hrs 20 mins

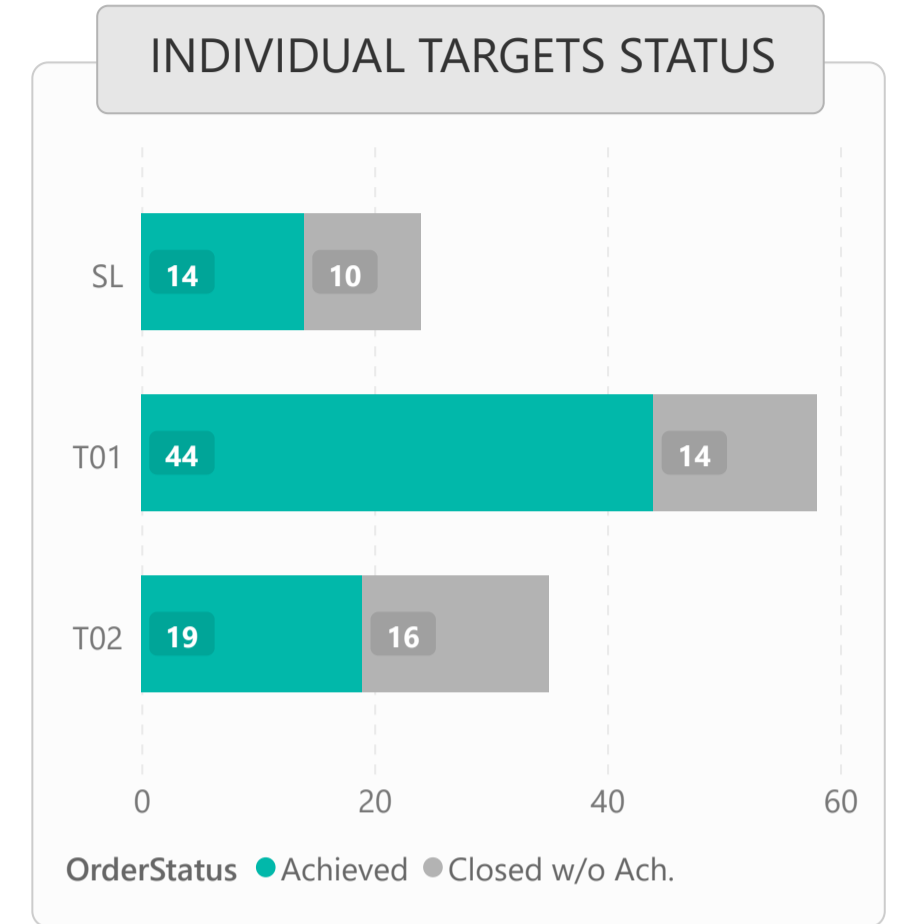
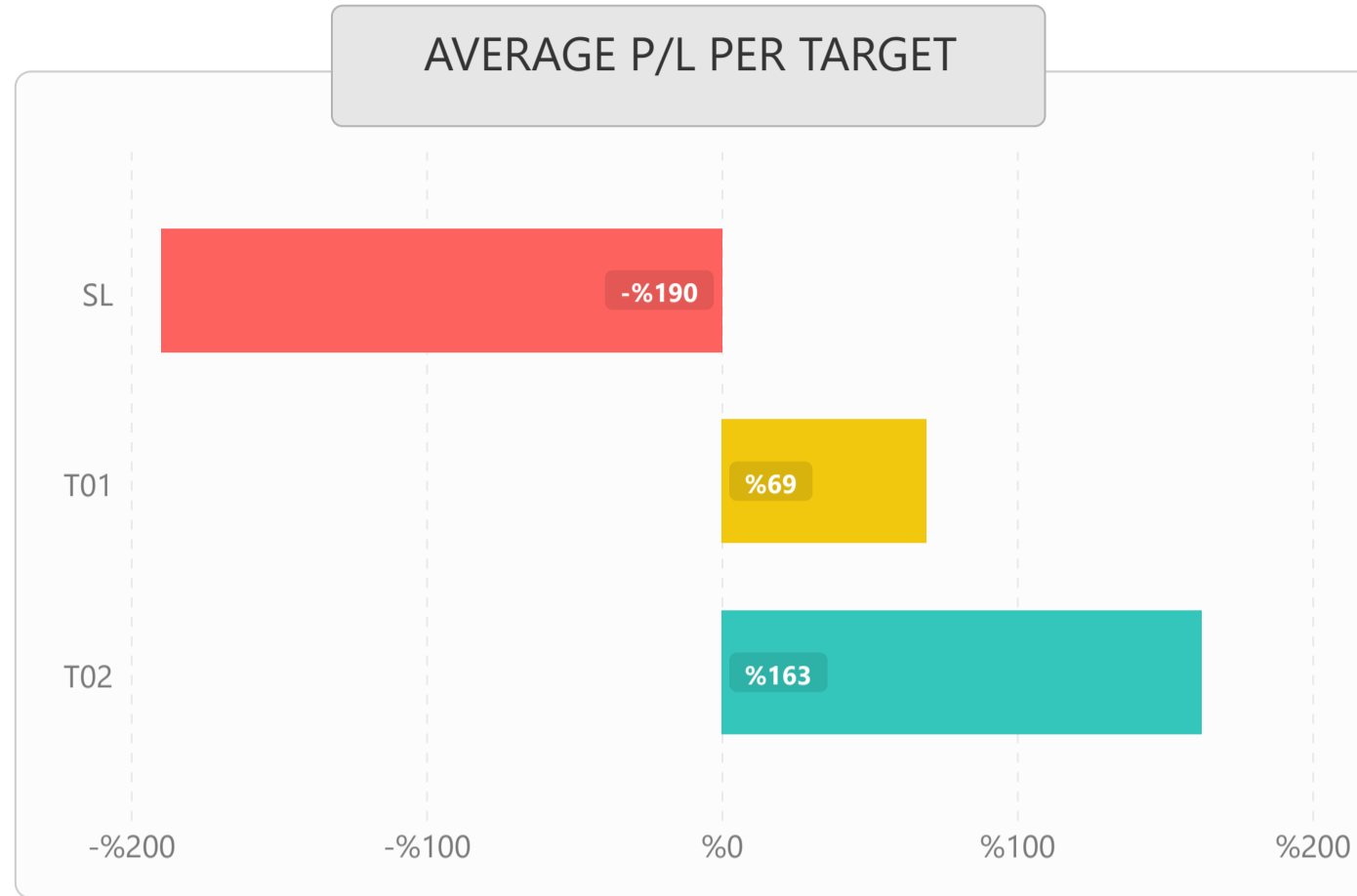
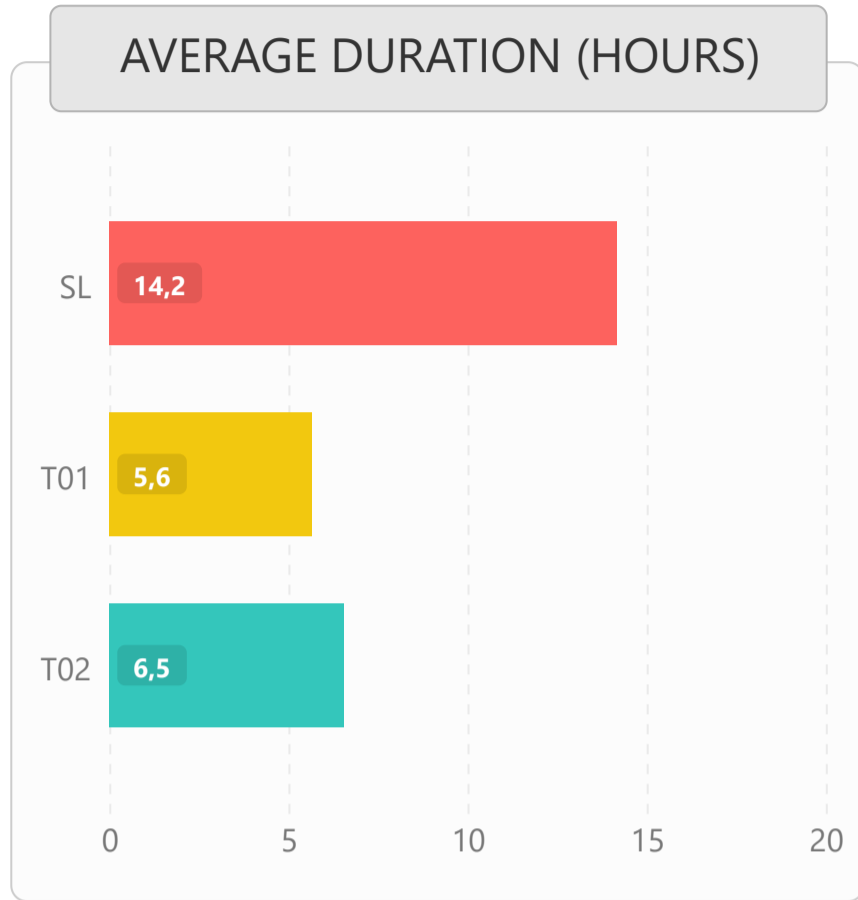


LIST OF ALL TRADES

Buy Date	Pair	Lev	Buy (Av.)	Sell (Av.)	Trade P/L	Target 1	Target 2	Stop Loss	Duration
1.08.2022	BTC/USDT	125	23514.7100	23303,08	%112,50	23397.1364	23209.0188		8 hrs 20 mins
2.08.2022	BTC/USDT	125	23294.5600	23411,03	%62,50	23411.0328	23597.3893		1 hrs 9 mins
2.08.2022	BTC/USDT	125	22916.3700	22710,12	%112,50	22801.7882	22618.4572		6 hrs 53 mins
2.08.2022	COTI/USDT	20	0.1073	0,12	-%192,17	0.1021		0.1176	11 hrs 30 mins
2.08.2022	BNB/USDT	75	285.0000	287,85	%75,00	287.8500		278.9080	0 hrs 14 mins
2.08.2022	BTC/USDT	125	23107.9900	23315,96	%112,50	23223.5300	23408.3939		0 hrs 9 mins
2.08.2022	COTI/USDT	20	0.1178	0,11	-%168,93	0.1235		0.1079	2 days 0 hrs 30 mins
3.08.2022	BTC/USDT	125	22774.3900	23087,70	-%171,96	22660.5180	22478.3229	23087.7000	7 hrs 20 mins
3.08.2022	BTC/USDT	125	23097.0400	23304,91	%112,50	23212.5252	23397.3015		2 hrs 7 mins
4.08.2022	BTC/USDT	125	23161.5300	22953,08	%112,50	23045.7224	22860.4301		0 hrs 43 mins
4.08.2022	BTC/USDT	125	23188.7200	22869,40	-%172,13	23304.6636	23490.1734	22869.4000	4 hrs 44 mins
4.08.2022	BTC/USDT	125	22879.3900	22764,99	%62,50	22764.9931	22581.9579		2 hrs 29 mins
4.08.2022	BTC/USDT	125	23119.9500	22530,80	-%318,53	23235.5497	23420.5094	22530.8000	3 hrs 4 mins
4.08.2022	BTC/USDT	125	22548.9100	22436,17	%62,50	22436.1655	22255.7742		1 hrs 20 mins
4.08.2022	COTI/USDT	20	0.1078	0,12	-%141,93	0.1026		0.1155	1 days 15 hrs 0 mins
5.08.2022	BTC/USDT	125	22692.2900	22896,52	%112,50	22805.7515	22987.2898		0 hrs 57 mins
5.08.2022	BTC/USDT	125	22944.2300	22829,51	%62,50	22829.5088	22645.9550		5 hrs 2 mins
6.08.2022	BTC/USDT	125	23198.0100	23314,00	%62,50	23314.0000	23499.5841		2 hrs 42 mins
6.08.2022	COTI/USDT	20	0.1154	0,12	%96,00	0.1209			1 days 5 hrs 53 mins
6.08.2022	BTC/USDT	125	23061.2200	22945,91	%62,50	22945.9139	22761.4241		6 hrs 33 mins
7.08.2022	BNB/USDT	75	310.9000	317,12	-%150,00	307.7910		317.1180	11 hrs 3 mins
7.08.2022	BTC/USDT	125	23111.1000	23319,10	%112,50	23226.6555	23411.5443		5 hrs 10 mins
7.08.2022	BNB/USDT	75	317.0000	320,17	%75,00	320.1700		309.0920	1 hrs 59 mins
8.08.2022	BTC/USDT	125	23813.0400	23598,72	%112,50	23693.9748	23503.4705		3 hrs 25 mins
9.08.2022	BNB/USDT	75	322.5000	319,28	%75,00	319.2750		328.9500	10 hrs 39 mins
9.08.2022	COTI/USDT	20	0.1165	0,11	%96,00	0.1109			14 hrs 33 mins
10.08.2022	BNB/USDT	75	324.7000	327,95	%75,00	327.9470		317.0300	1 hrs 36 mins
10.08.2022	BNB/USDT	75	317.7000	314,52	%75,00	314.5230		324.0540	0 hrs 8 mins
10.08.2022	BTC/USDT	125	23146.7200	23355,04	%112,50	23262.4536	23447.6274		1 hrs 7 mins
10.08.2022	COTI/USDT	20	0.1182	0,12	%96,00	0.1239			23 hrs 29 mins
10.08.2022	BTC/USDT	125	23630.0700	24034,00	-%213,67	23511.9197	23322.8791	24034.0000	2 hrs 42 mins
11.08.2022	BTC/USDT	125	24043.2100	24259,60	%112,50	24163.4260	24355.7717		3 hrs 58 mins
11.08.2022	BTC/USDT	125	24251.4100	24033,15	%112,50	24130.1530	23936.1417		4 hrs 45 mins
11.08.2022	BNB/USDT	75	324.9000	321,65	%75,00	321.6510		331.3980	3 hrs 51 mins
12.08.2022	BTC/USDT	125	24095.4000	24312,26	%112,50	24215.8770	24408.6402		4 hrs 47 mins
13.08.2022	BNB/USDT	75	328.7000	331,99	%75,00	331.9870		321.0480	7 hrs 11 mins
13.08.2022	BTC/USDT	125	24425.5400	24303,41	%62,50	24303.4123	24108.0080		2 hrs 48 mins
14.08.2022	BTC/USDT	125	24620.6700	24842,26	%112,50	24743.7733	24940.7387		6 hrs 16 mins
14.08.2022	BTC/USDT	125	24420.3100	24298,21	%62,50	24298.2084	24102.8460		3 hrs 26 mins
14.08.2022	BNB/USDT	75	322.6000	319,37	%75,00	319.3740		329.0520	3 hrs 2 mins
14.08.2022	COTI/USDT	20	0.1203	0,11	%96,00	0.1145			14 hrs 18 mins
15.08.2022	BTC/USDT	125	24494.7500	24715,20	%112,50	24617.2238	24813.1818		0 hrs 50 mins
15.08.2022	BNB/USDT	75	325.8000	316,74	-%208,66	329.0580		316.7360	4 hrs 7 mins
15.08.2022	BTC/USDT	125	24403.0300	24183,40	%112,50	24281.0149	24085.7906		0 hrs 33 mins
15.08.2022	BNB/USDT	75	315.4000	321,71	-%150,00	312.2460		321.7080	16 hrs 40 mins
17.08.2022	BNB/USDT	75	323.6000	313,82	-%226,67	326.8360		313.8200	5 hrs 0 mins
17.08.2022	COTI/USDT	20	0.1191	0,11	-%141,06	0.1248		0.1107	9 hrs 30 mins
17.08.2022	BTC/USDT	125	24150.0100	24270,76	%62,50	24270.7600	24463.9601		0 hrs 19 mins
17.08.2022	BTC/USDT	125	23945.6400	23730,13	%112,50	23825.9118	23634.3467		4 hrs 44 mins
17.08.2022	BNB/USDT	75	313.9000	310,76	%75,00	310.7610		320.1780	2 hrs 6 mins
17.08.2022	COTI/USDT	20	0.1108	0,11	%96,00	0.1055			1 days 8 hrs 20 mins
18.08.2022	BTC/USDT	125	23563.0000	23285,40	-%147,26	23680.8150	23869.3190	23285.4000	6 hrs 26 mins
18.08.2022	BTC/USDT	125	23293.9000	23084,25	%112,50	23177.4305	22991.0793		7 hrs 47 mins
22.08.2022	BTC/USDT	125	21242.5500	21051,37	%112,50	21136.3373	20966.3969		0 hrs 35 mins
24.08.2022	BTC/USDT	125	21233.7300	21663,80	-%253,18	21127.5614	20957.6915	21663.8000	1 days 4 hrs 32 mins
25.08.2022	BTC/USDT	125	21673.5100	21781,88	%62,50	21781.8775	21955.2656		1 hrs 48 mins
28.08.2022	BTC/USDT	125	20122.3600	20303,46	%112,50	20222.9718	20383.9507		1 days 13 hrs 33 mins
29.08.2022	BNB/USDT	75	275.5000	272,75	%75,00	272.7450		281.0100	10 hrs 15 mins



1) DETAILED STATS OF TARGETS (T1, T2, T3 etc.)



2) TARGET DURATION vs PROFIT/LOSS SCATTER CHART

Targets ● SL ● T01 ● T02

