



## PLATINIUM BINANCE SPOT REPORT 2022 SEPTEMBER

TOTAL PROFIT  
%697

Success Rate



Completed Trades

14 # of Signals  
%697 Total Profit

Win Trades

14 # of Trades  
%697 Win Profit

Loss Trades

() # of Trades  
() Loss Rate



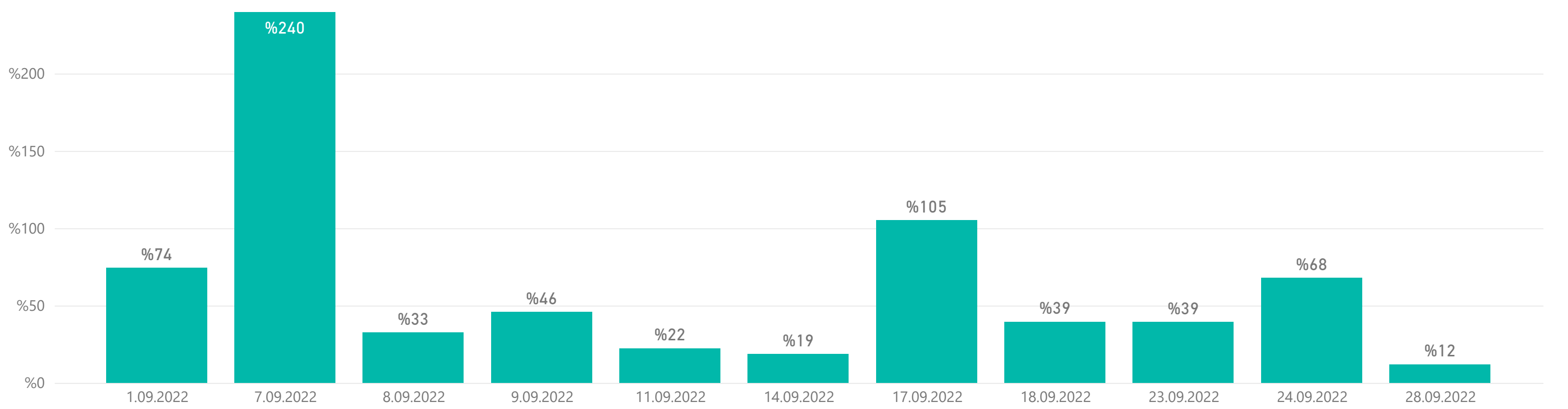
### LIST OF ALL TRADES

Signal Date	Pair	Lev.	Buy Rate	Target 1	Target 2	Target 3	Target 4	Target 5	Stop Loss	Final Profit/Loss	Duration
15.07.2022	XRP/USDT	1	0.3346	0.3639	0.3956	0.4088	0.4559	0.5614		%67,8	70 days 6 hrs 57 mins
10.08.2022	ATOM/USDT	1	11.7900	14.3100	17.1800	19.0180	22.3920	29.4470		%45,7	29 days 7 hrs 58 mins
22.08.2022	TRIBE/USDT	1	0.1992	0.2463	0.2704	0.3003	0.3659	0.4135		%50,8	9 days 22 hrs 25 mins
24.08.2022	BAL/USDT	1	6.4400	7.2600	7.9600	9.5100	10.9100	12.3200		%23,6	7 days 5 hrs 19 mins
26.08.2022	ALPACA/USDT	1	0.2618	0.3061	0.3377	0.3650	0.3893			%39,4	23 days 16 hrs 32 mins
26.08.2022	VGX/USDT	1	0.3460	0.6870	0.9040	1.1510	1.2750			%232,7	12 days 12 hrs 42 mins
28.08.2022	ALGO/USDT	1	0.2927	0.3409	0.3803	0.4075	0.4709	0.5799		%39,2	25 days 0 hrs 40 mins
3.09.2022	MBL/USDT	1	0.0039	0.0051	0.0054	0.0070	0.0091	0.0122		%32,6	5 days 15 hrs 24 mins
5.09.2022	BTC/USDT	1	19912.1000	18500.0000	17500.0000					%7,1	2 days 8 hrs 55 mins
10.09.2022	FRONT/USDT	1	0.2466	0.3016	0.3495	0.3970	0.4886			%22,3	1 days 13 hrs 32 mins
11.09.2022	JOE/USDT	1	0.2420	0.3020	0.3710	0.4650	0.5440			%53,3	6 days 9 hrs 54 mins
11.09.2022	WTC/USDT	1	0.2778	0.3292	0.4208	0.5140	0.6227	0.7670		%18,5	3 days 14 hrs 3 mins
15.09.2022	CVP/USDT	1	0.3437	0.4321	0.5214	0.6074	0.7724			%51,7	2 days 20 hrs 56 mins
21.09.2022	NEO/USDT	1	8.3700	9.3700	10.7900	12.8000	15.0700	18.5500		%11,9	7 days 0 hrs 8 mins



### WIN & LOSS CHART

Win/Loss ● Win



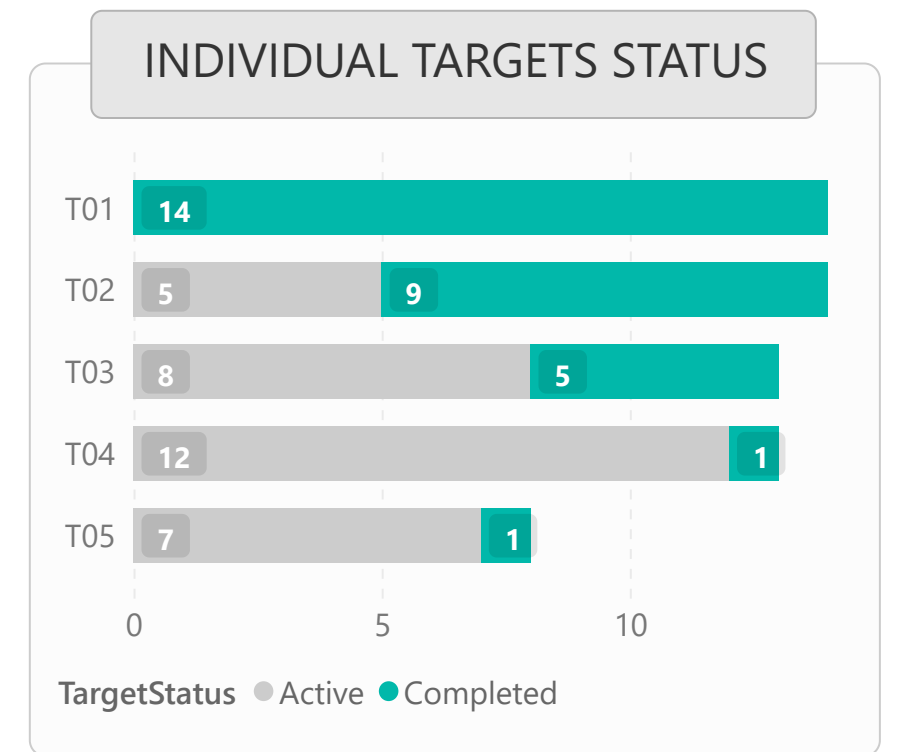
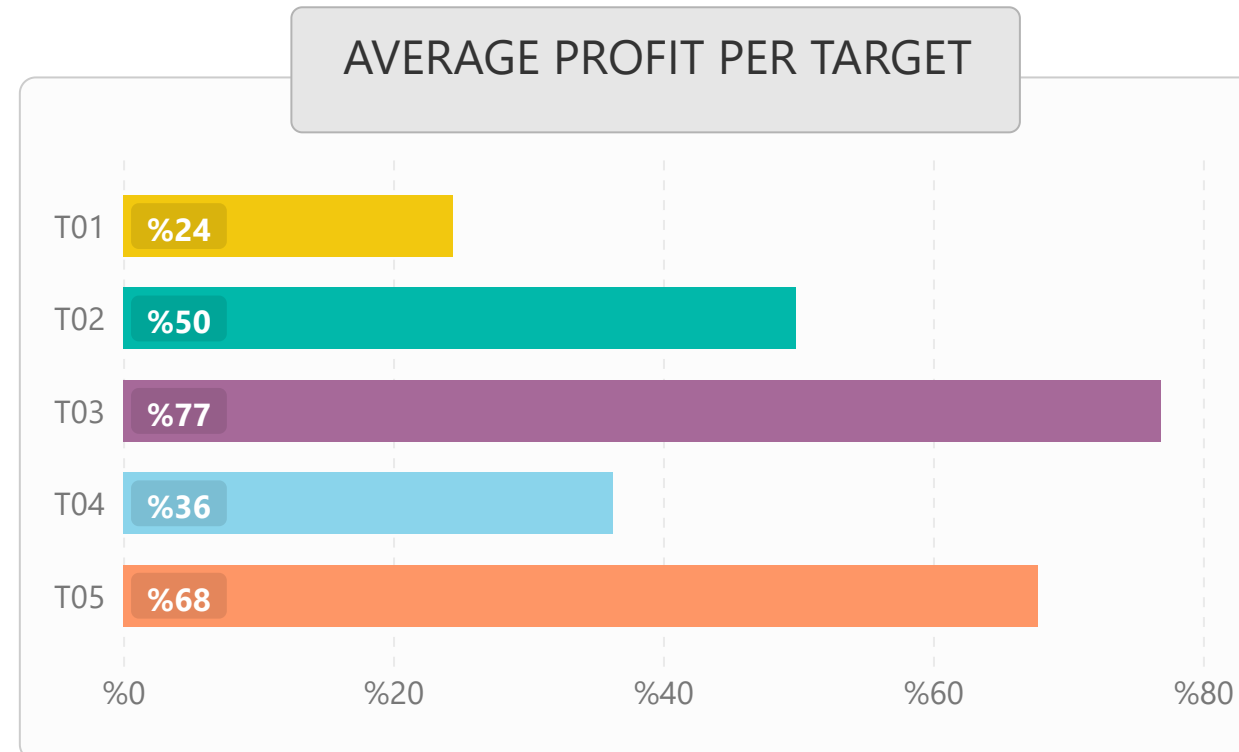
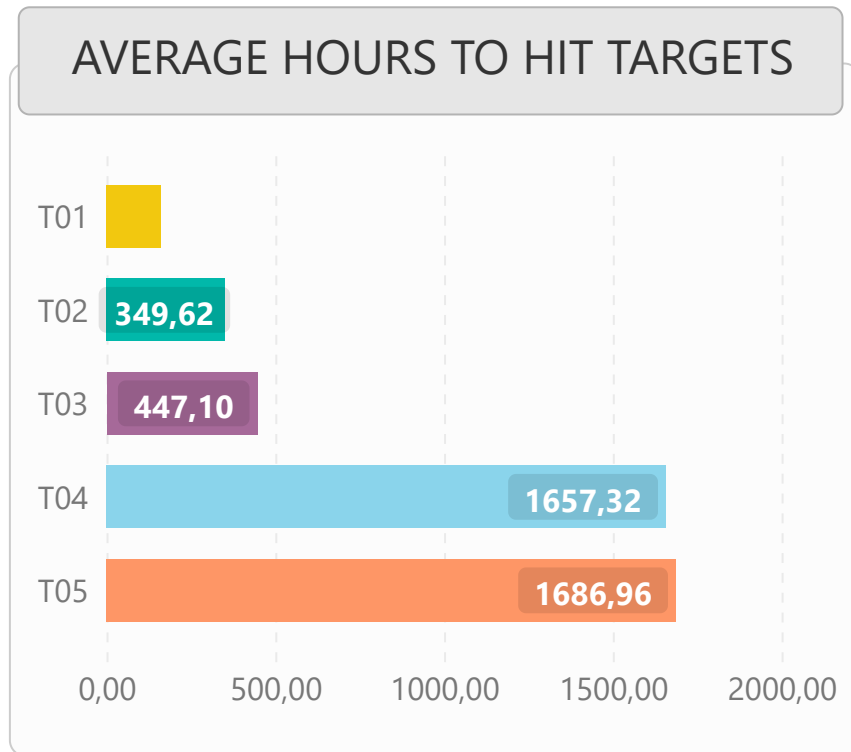
### TOP WIN & LOSS TRADES

Date	Pair	Final Profit	Target	Duration
7.09.2022	VGX/USDT	%232,7	T03	12 days 12 hrs 42 mins
24.09.2022	XRP/USDT	%67,8	T05	70 days 6 hrs 57 mins
17.09.2022	JOE/USDT	%53,3	T02	6 days 9 hrs 54 mins
17.09.2022	CVP/USDT	%51,7	T02	2 days 20 hrs 56 mins
1.09.2022	TRIBE/USDT	%50,8	T03	9 days 22 hrs 25 mins

Date	Pair	Trade Loss	Duration
------	------	------------	----------



# 1) DETAILED STATS OF TARGETS (T1, T2, T3 etc.)



# 2) TARGET DURATION vs PROFIT/LOSS SCATTER CHART

Targets ● T01 ● T02 ● T03 ● T04 ● T05

