



PLATINIUM BINANCE SPOT REPORT 2022 OCTOBER

TOTAL PROFIT
%444

Success Rate



Completed Trades

10 # of Signals
%444 Total Profit

Win Trades

10 # of Trades
%444 Win Profit

Loss Trades

(Boş) # of Trades
(Boş) Loss Rate



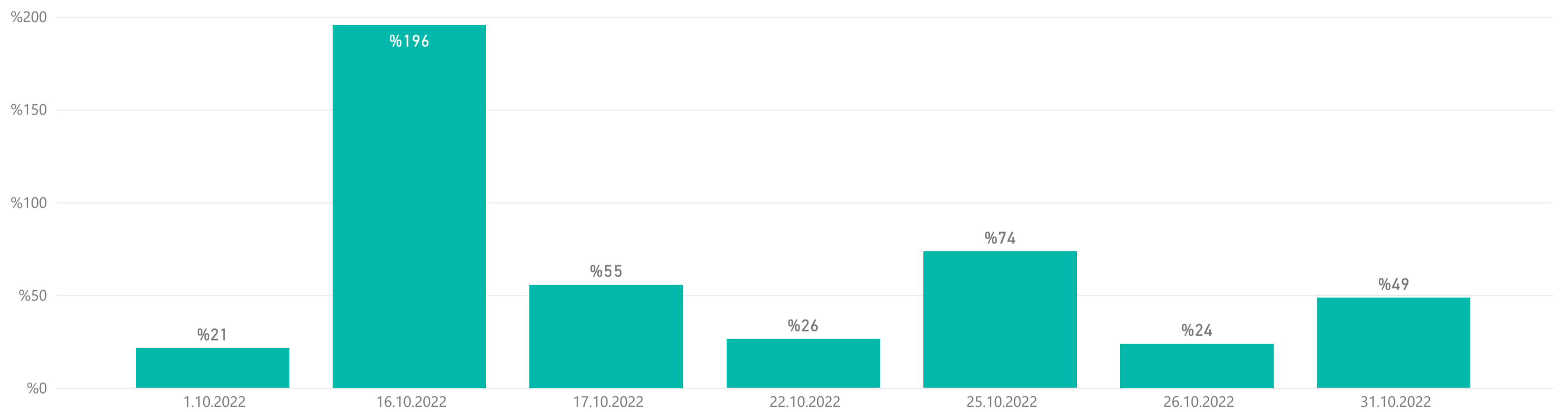
LIST OF ALL TRADES

Signal Date	Pair	Lev.	Buy Rate	Target 1	Target 2	Target 3	Target 4	Target 5	Stop Loss	Final Profit/Loss	Duration
22.08.2022	TRIBE/USDT	1	0.1992	0.2463	0.2704	0.3003	0.3457	0.4135		%73,5	9 days 22 hrs 25 mins
13.09.2022	MC/USDT	1	0.7270	0.8990	1.1420	1.4120	1.7160	2.2170		%23,7	42 days 13 hrs 40 mins
13.09.2022	REQ/USDT	1	0.1279	0.1584	0.1899	0.2192	0.2831			%48,5	32 days 6 hrs 9 mins
15.09.2022	CVP/USDT	1	0.3437	0.4321	0.5214	0.6074	0.7724			%124,7	31 days 8 hrs 43 mins
25.09.2022	DNT/USDT	1	0.0419	0.0529	0.0609	0.0702	0.0809	0.0951		%26,3	26 days 21 hrs 14 mins
1.10.2022	RSR/USDT	1	0.0083	0.0100	0.0142	0.0178	0.0239	0.0305		%21,4	17 hrs 19 mins
4.10.2022	GALA/USDT	1	0.0405	0.0461	0.0519	0.0599	0.0692	0.0844		%13,9	27 days 14 hrs 22 mins
4.10.2022	QNT/USDT	1	140.0000	162.9000	197.6000	217.6000	255.2000	290.8000		%55,4	5 days 8 hrs 28 mins
11.10.2022	WING/USDT	1	8.7300	10.6800	14.2800	18.7000	24.5000	33.8600		%22,3	5 days 18 hrs 13 mins
17.10.2022	INJ/USDT	1	1.9050	2.2760	2.5660	3.0510	3.5100	4.4320		%34,7	14 days 10 hrs 29 mins



WIN & LOSS CHART

Win/Loss ● Win



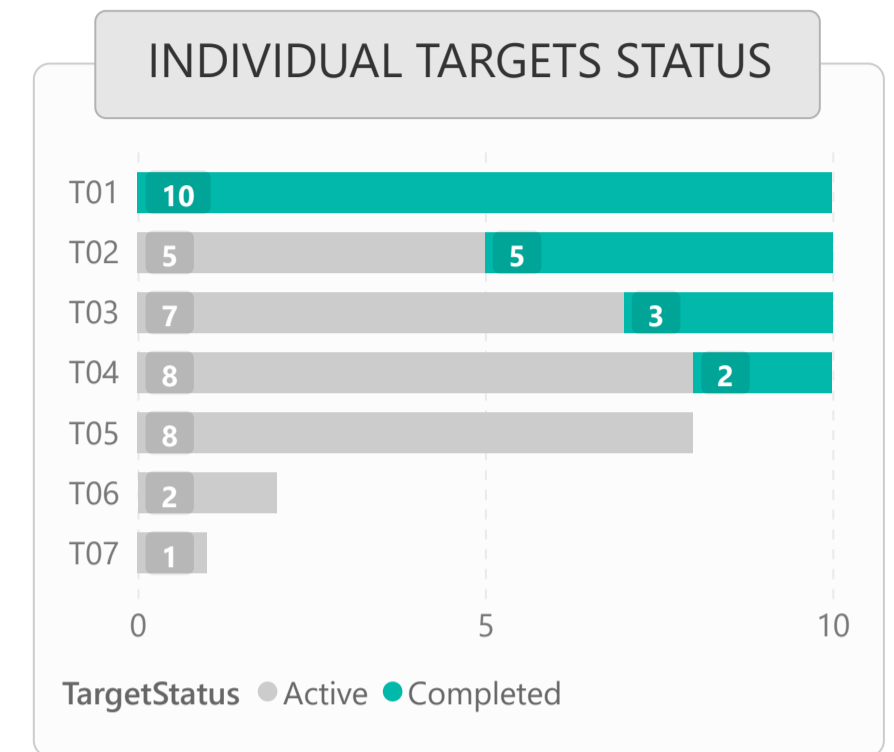
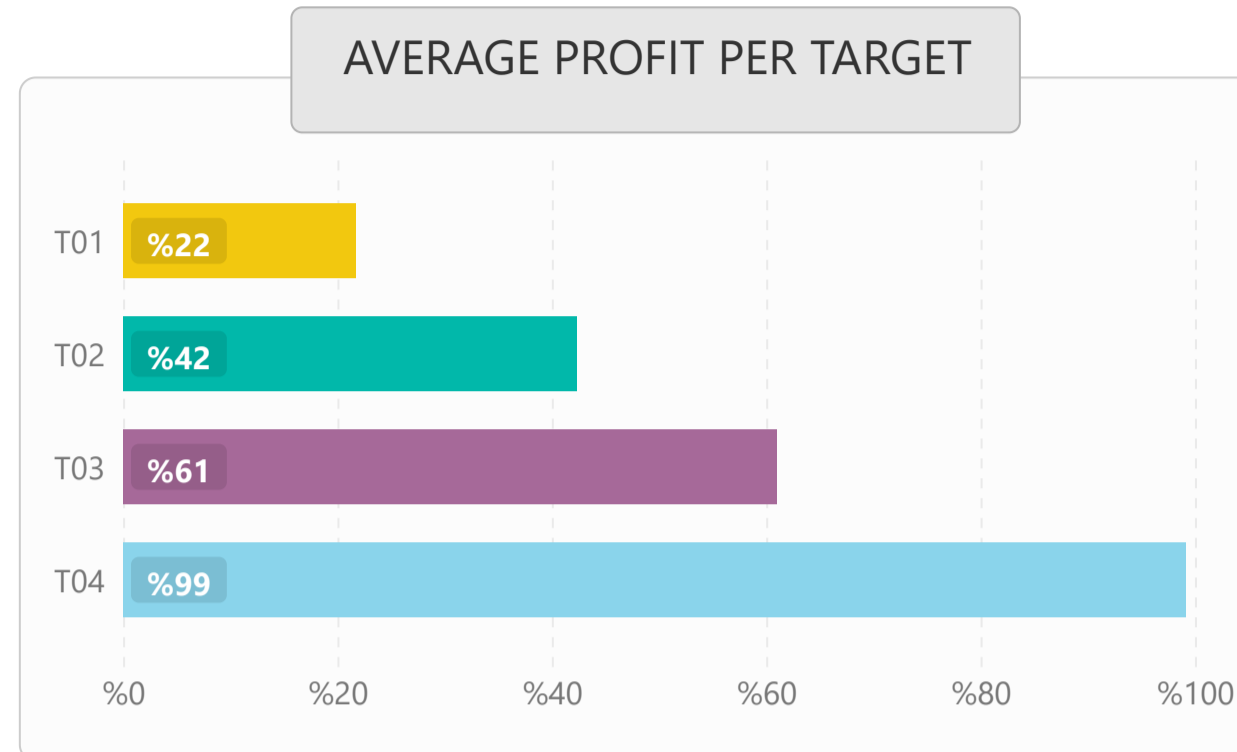
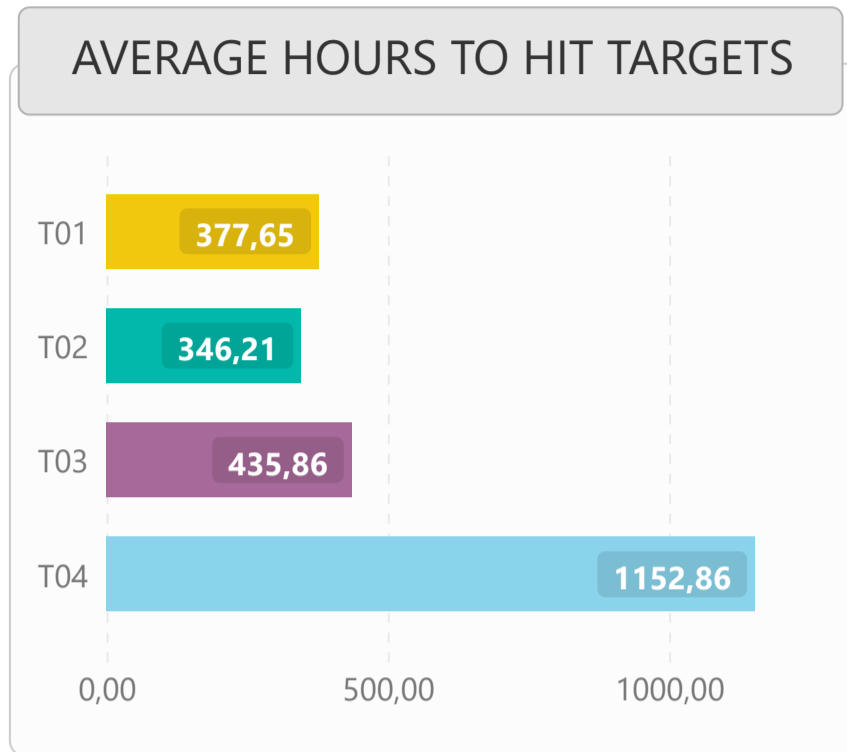
TOP WIN & LOSS TRADES

Date	Pair	Final Profit	Target	Duration
16.10.2022	CVP/USDT	%124,7	T04	31 days 8 hrs 43 mins
25.10.2022	TRIBE/USDT	%73,5	T04	64 days 16 hrs 60 mins
17.10.2022	QNT/USDT	%55,4	T03	13 days 4 hrs 28 mins
16.10.2022	REQ/USDT	%48,5	T02	32 days 6 hrs 9 mins
31.10.2022	INJ/USDT	%34,7	T02	14 days 10 hrs 29 mins

Date	Pair	Trade Loss	Duration
------	------	------------	----------



1) DETAILED STATS OF TARGETS (T1, T2, T3 etc.)



2) TARGET DURATION vs PROFIT/LOSS SCATTER CHART

Targets ● T01 ● T02 ● T03 ● T04

