



PLATINIUM BINANCE SPOT REPORT 2022 NOVEMBER

TOTAL PROFIT
%758

Success Rate



Completed Trades

17 # of Signals
%758 Total Profit

Win Trades

17 # of Trades
%758 Win Profit

Loss Trades

() # of Trades
() Loss Rate



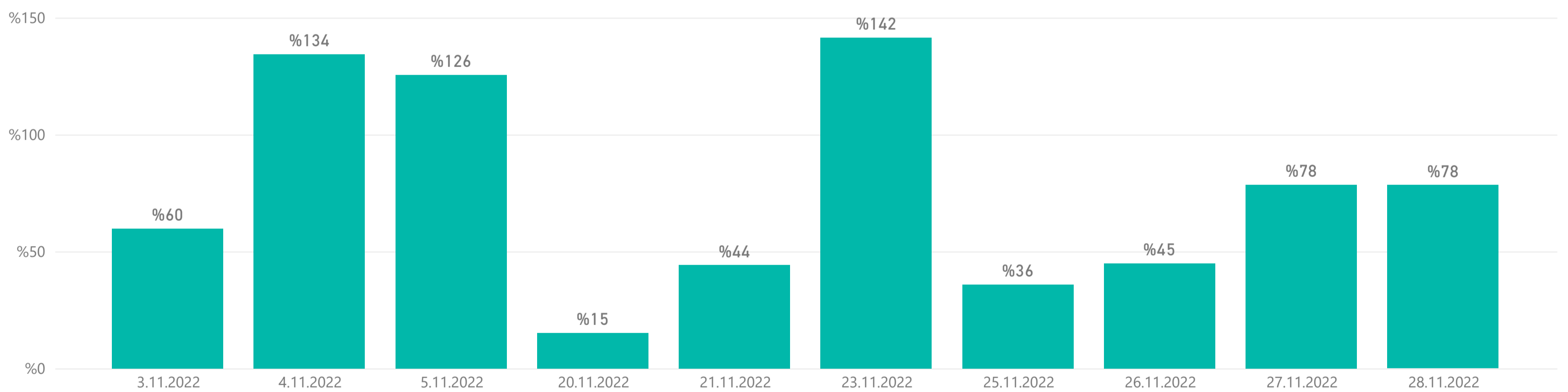
LIST OF ALL TRADES

Signal Date	Pair	Lev.	Buy Rate	Target 1	Target 2	Target 3	Target 4	Target 5	Stop Loss	Final Profit/Loss	Duration
15.07.2022	MATIC/USDT	1	0.6990	0.8785	0.9932	1.1719	1.7403	2.0830	0.3053	%67,7	111 days 15 hrs 24 mins
10.08.2022	LTC/USDT	1	62.0200	71.0300	78.4300	84.3700	90.4200	108.0900		%36,0	86 days 21 hrs 4 mins
28.08.2022	ALGO/USDT	1	0.2927	0.3409	0.3803	0.4075	0.4553	0.5799		%55,6	68 days 21 hrs 51 mins
17.09.2022	SOL/USDT	1	32.1200	37.8000	44.1200	50.8100	60.1000	75.0200		%17,7	49 days 19 hrs 18 mins
21.09.2022	FIL/USDT	1	5.3500	6.3500	6.5600	8.1200	9.4000	11.4300		%22,6	44 days 19 hrs 45 mins
6.10.2022	UNFI/USDT	1	6.2490	7.5250	9.1950	11.6180	15.0090	20.2730		%20,4	28 days 21 hrs 20 mins
17.10.2022	CRV/USDT	1	0.8690	1.0730	1.1840	1.3990	1.6430	1.8980		%23,5	17 days 21 hrs 36 mins
17.10.2022	INJ/USDT	1	1.9050	2.2760	2.5660	3.0440	3.5100	4.4320		%59,8	17 days 6 hrs 29 mins
23.10.2022	PYR/USDT	1	4.0700	4.5500	5.2800	6.1100	7.1600	8.5700		%29,7	3 days 8 hrs 46 mins
27.10.2022	THETA/USDT	1	1.0980	1.3480	1.6230	2.0150	2.7450	3.5520		%22,8	8 days 7 hrs 32 mins
30.10.2022	XNO/USDT	1	0.7490	0.8670	0.9650	1.0830	1.2910	1.5390		%105,5	24 days 11 hrs 8 mins
31.10.2022	TKO/USDT	1	0.2430	0.2990	0.3300	0.3480	0.4010	0.4900		%35,8	24 days 23 hrs 49 mins
15.11.2022	DF/USDT	1	0.0344	0.0426	0.0496	0.0555	0.0672	0.0832		%44,2	6 days 13 hrs 46 mins
20.11.2022	MULTI/USDT	1	3.3100	4.1300	4.8000	5.2800	6.1100	7.0400		%45,0	6 days 17 hrs 35 mins
20.11.2022	VITE/USDT	1	0.0314	0.0362	0.0457	0.0610	0.0739			%15,2	0 hrs 44 mins
23.11.2022	AUTO/USDT	1	236.8000	295.3000	355.2000	422.6000	494.4000			%78,5	3 days 23 hrs 11 mins
28.11.2022	COS/USDT	1	0.0054	0.0069	0.0081	0.0096	0.0111	0.0132		%78,4	20 hrs 4 mins



WIN & LOSS CHART

Win/Loss ● Win



TOP WIN & LOSS TRADES

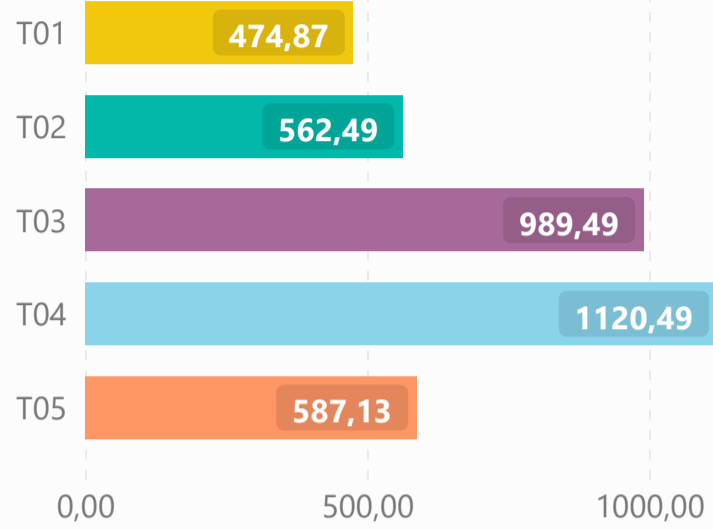
Date	Pair	Final Profit	Target	Duration
23.11.2022	XNO/USDT	%105,5	T05	24 days 11 hrs 8 mins
27.11.2022	AUTO/USDT	%78,5	T03	3 days 23 hrs 11 mins
28.11.2022	COS/USDT	%78,4	T03	20 hrs 4 mins
4.11.2022	MATIC/USDT	%67,7	T03	111 days 23 hrs 12 mins
3.11.2022	INJ/USDT	%59,8	T03	17 days 6 hrs 29 mins

Date	Pair	Trade Loss	Duration
------	------	------------	----------

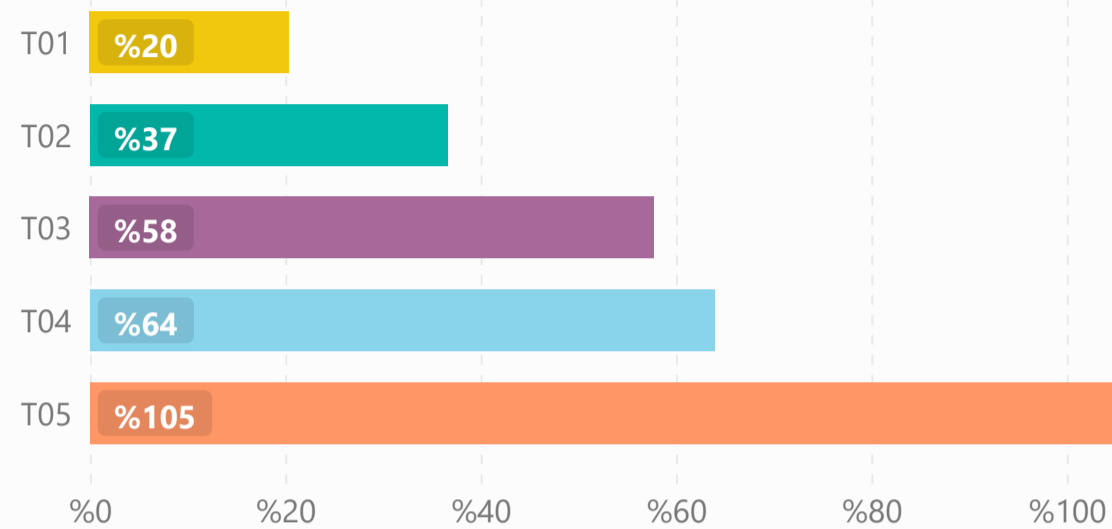


1) DETAILED STATS OF TARGETS (T1, T2, T3 etc.)

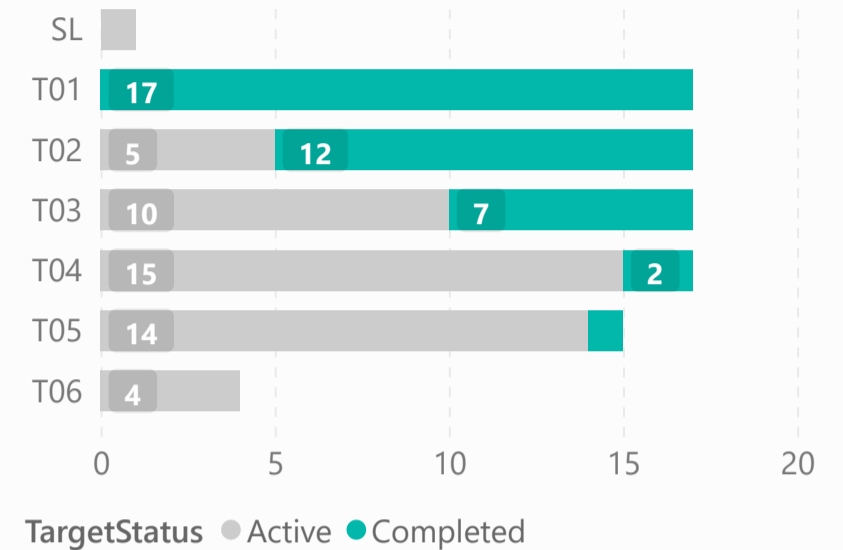
AVERAGE HOURS TO HIT TARGETS



AVERAGE PROFIT PER TARGET



INDIVIDUAL TARGETS STATUS



2) TARGET DURATION vs PROFIT/LOSS SCATTER CHART

Targets ● T01 ● T02 ● T03 ● T04 ● T05

