



PLATINIUM BINANCE SPOT REPORT 2022 NOVEMBER

TOTAL PROFIT
%280

Success Rate



Completed Trades

7 # of Signals
%280 Total Profit

Win Trades

7 # of Trades
%280 Win Profit

Loss Trades

() # of Trades
() Loss Rate



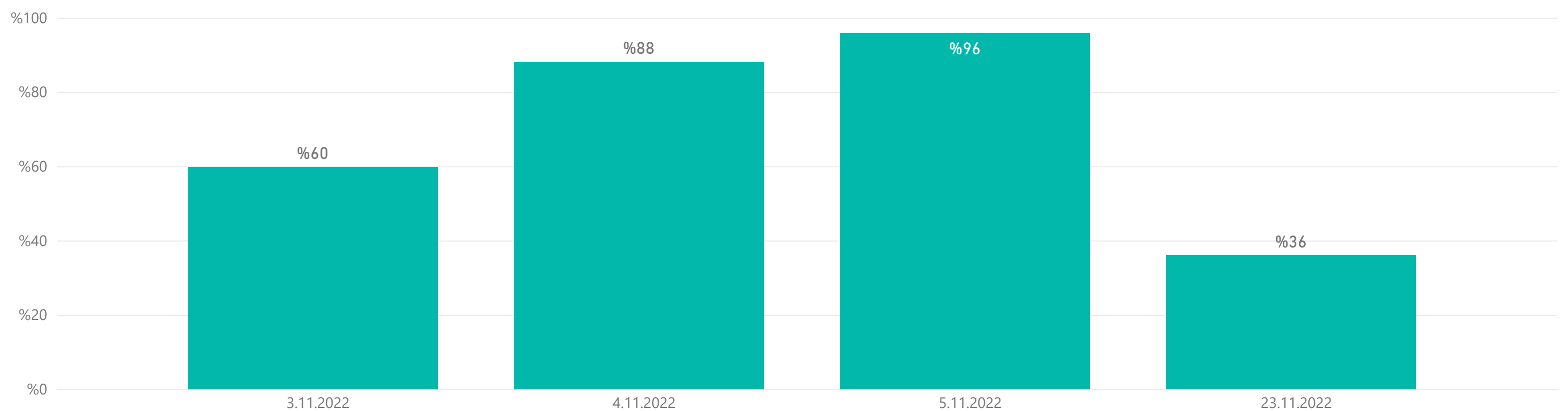
LIST OF ALL TRADES

Signal Date	Pair	Lev.	Buy Rate	Target 1	Target 2	Target 3	Target 4	Target 5	Stop Loss	Final Profit/Loss	Duration
15.07.2022	MATIC/USDT	1	0.6990	0.8785	0.9932	1.1719	1.7403	2.0830	0.3053	%67,7	111 days 15 hrs 24 mins
10.08.2022	LTC/USDT	1	62.0200	71.0300	78.4300	84.3700	90.4200	108.0900		%36,0	86 days 21 hrs 4 mins
28.08.2022	ALGO/USDT	1	0.2927	0.3409	0.3803	0.4075	0.4553	0.5799		%55,6	68 days 21 hrs 51 mins
17.09.2022	SOL/USDT	1	32.1200	37.8000	44.1200	50.8100	60.1000	75.0200		%17,7	49 days 19 hrs 18 mins
21.09.2022	FIL/USDT	1	5.3500	6.3500	6.5600	8.1200	9.4000	11.4300		%22,6	44 days 19 hrs 45 mins
6.10.2022	UNFI/USDT	1	6.2490	7.5250	9.1950	11.6180	15.0090	20.2730		%20,4	28 days 21 hrs 20 mins
17.10.2022	INJ/USDT	1	1.9050	2.2760	2.5660	3.0440	3.5100	4.4320		%59,8	17 days 6 hrs 29 mins



WIN & LOSS CHART

Win/Loss ● Win



TOP WIN & LOSS TRADES

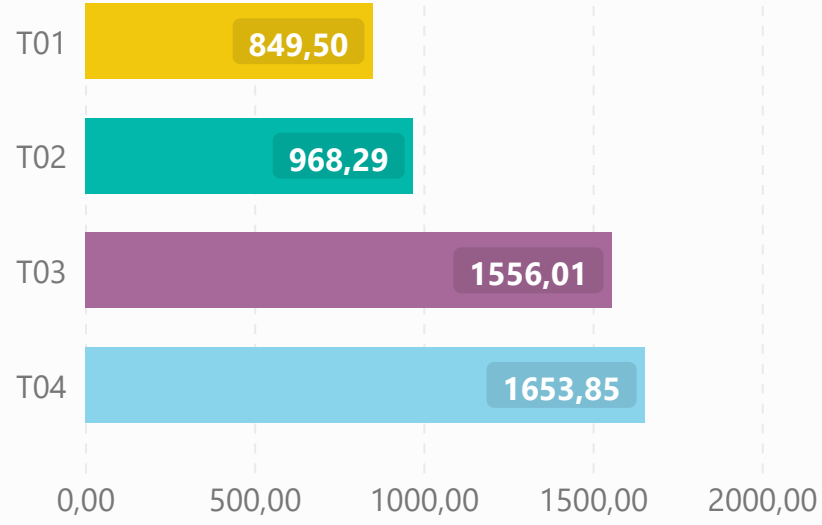
Date	Pair	Final Profit	Target	Duration
4.11.2022	MATIC/USDT	%67,7	T03	111 days 23 hrs 12 mins
3.11.2022	INJ/USDT	%59,8	T03	17 days 6 hrs 29 mins
5.11.2022	ALGO/USDT	%55,6	T04	68 days 21 hrs 51 mins
23.11.2022	LTC/USDT	%36,0	T03	105 days 1 hrs 41 mins
5.11.2022	FIL/USDT	%22,6	T02	44 days 19 hrs 45 mins

Date	Pair	Trade Loss	Duration
------	------	------------	----------

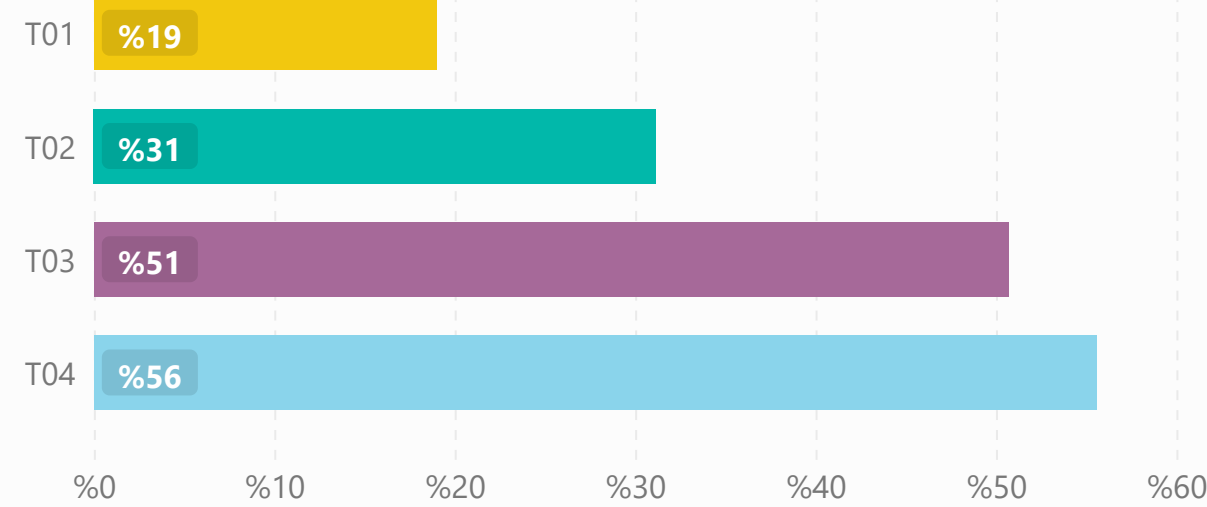


1) DETAILED STATS OF TARGETS (T1, T2, T3 etc.)

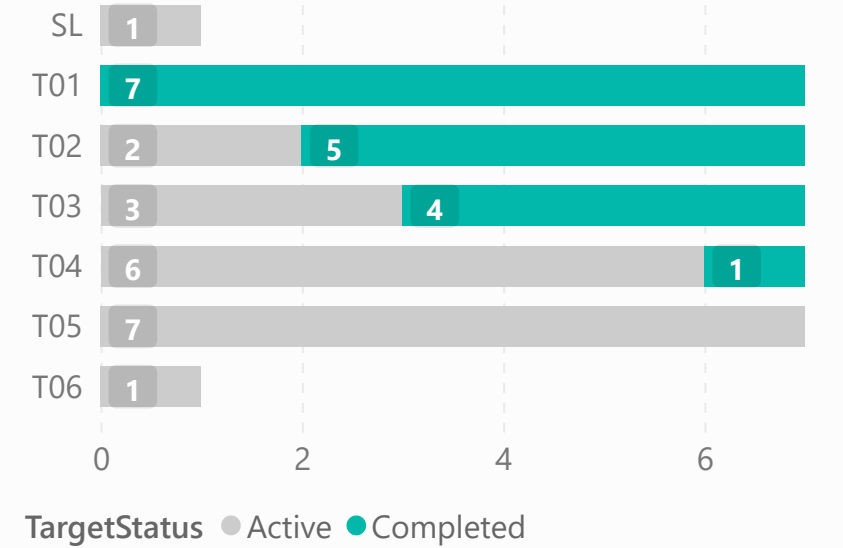
AVERAGE HOURS TO HIT TARGETS



AVERAGE PROFIT PER TARGET



INDIVIDUAL TARGETS STATUS



2) TARGET DURATION vs PROFIT/LOSS SCATTER CHART

Targets ● T01 ● T02 ● T03 ● T04

