



## PLATINIUM BINANCE SPOT REPORT 2023 JANUARY

TOTAL PROFIT  
%1372

Success Rate



Completed Trades

27 # of Signals  
%1372 Total Profit

Win Trades

27 # of Trades  
%1372 Win Profit

Loss Trades

() # of Trades  
() Loss Rate



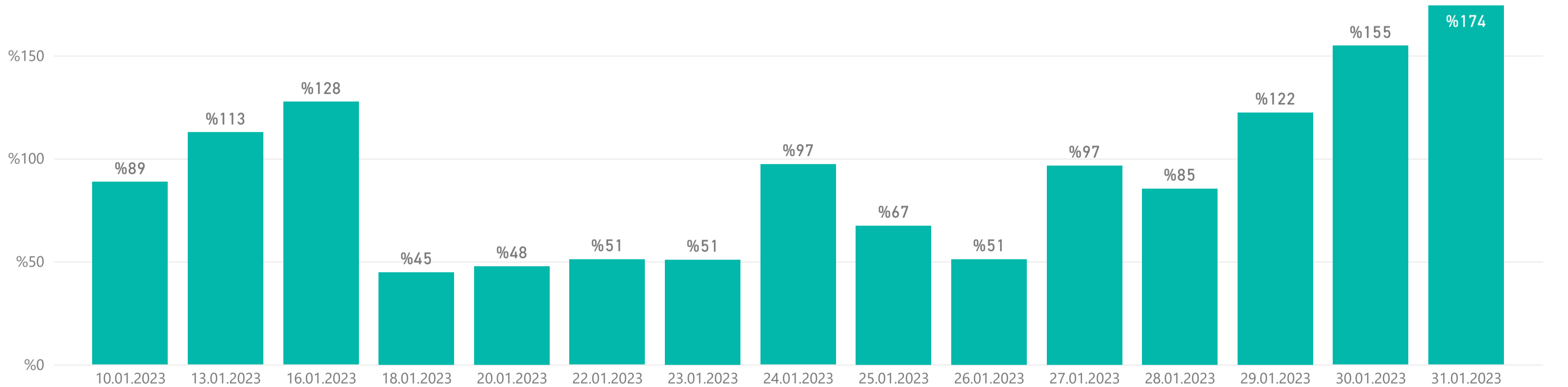
### LIST OF ALL TRADES

Signal Date	Pair	Lev.	Buy Rate	Target 1	Target 2	Target 3	Target 4	Target 5	Stop Loss	Final Profit/Loss	Duration
9.11.2022	POLS/USDT	1	0.4000	0.4940	0.6160	0.7510	0.8930			%23,5	81 days 17 hrs 45 mins
20.11.2022	JASMY/USDT	1	0.0040	0.0049	0.0058	0.0069	0.0083	0.0105		%43,6	64 days 14 hrs 36 mins
20.11.2022	MULTI/USDT	1	3.3100	4.1300	4.8000	5.2800	6.1100	7.0400		%112,7	6 days 17 hrs 35 mins
22.11.2022	VTHO/USDT	1	0.0009	0.0012	0.0014	0.0017	0.0021			%27,8	68 days 6 hrs 14 mins
5.12.2022	WNXM/USDT	1	11.3700	14.2900	16.8500	19.0400	23.2100			%67,5	51 days 17 hrs 29 mins
12.12.2022	IRIS/USDT	1	0.0152	0.0192	0.0240	0.0280	0.0336	0.0437		%26,2	45 days 18 hrs 1 mins
16.12.2022	AVA/USDT	1	0.5720	0.7180	0.8360	1.0100	1.2630			%25,5	37 days 19 hrs 12 mins
19.12.2022	TVK/USDT	1	0.0314	0.0396	0.0457	0.0537	0.0619	0.0739		%71,0	41 days 14 hrs 19 mins
19.12.2022	VIDT/USDT	1	0.0302	0.0380	0.0457	0.0541	0.0631			%51,4	42 days 18 hrs 28 mins
21.12.2022	MDT/USDT	1	0.0212	0.0263	0.0296	0.0357	0.0443			%39,5	41 days 4 hrs 20 mins
23.12.2022	AMP/USDT	1	0.0031	0.0039	0.0047	0.0055	0.0069			%76,4	24 days 22 hrs 56 mins
24.12.2022	ERN/USDT	1	1.7540	2.1890	2.6110	3.1910	3.9490	4.9880		%24,8	33 days 20 hrs 10 mins
26.12.2022	PHA/USDT	1	0.1170	0.1477	0.1797	0.2231	0.2656	0.3321		%53,6	28 days 23 hrs 13 mins
30.12.2022	STRAX/USDT	1	0.3860	0.4830	0.5600	0.6490	0.7530			%68,1	28 days 0 hrs 9 mins
1.01.2023	REI/USDT	1	0.0229	0.0302	0.0359	0.0417	0.0508	0.0606		%31,9	27 days 7 hrs 47 mins
2.01.2023	FIS/USDT	1	0.2498	0.3193	0.3796	0.4713	0.6005			%88,7	8 days 9 hrs 30 mins
5.01.2023	SFP/USDT	1	0.3894	0.4797	0.5679	0.6661	0.8061	0.9633		%45,8	9 days 8 hrs 50 mins
6.01.2023	AION/USDT	1	0.0270	0.0344	0.0391	0.0454	0.0559			%44,7	8 days 10 hrs 47 mins
7.01.2023	MOB/USDT	1	0.8870	1.1260	1.3730	1.6750	2.1280			%88,8	3 days 23 hrs 20 mins
9.01.2023	CTSI/USDT	1	0.1107	0.1386	0.1672	0.1977	0.2297			%51,0	13 days 3 hrs 3 mins
10.01.2023	XEM/USDT	1	0.0307	0.0385	0.0432	0.0495	0.0585	0.0661		%25,4	13 days 21 hrs 4 mins
12.01.2023	FIDA/USDT	1	0.3350	0.4327	0.5066	0.6151	0.7513	0.9039		%51,2	4 days 12 hrs 8 mins
14.01.2023	PERL/USDT	1	0.0148	0.0189	0.0224	0.0273	0.0322	0.0385		%51,3	16 days 8 hrs 42 mins
16.01.2023	PNT/USDT	1	0.1506	0.1892	0.2224	0.2793	0.3600	0.4422		%47,7	4 days 20 hrs 42 mins
19.01.2023	BETA/USDT	1	0.0774	0.0990	0.1177	0.1380	0.1630	0.1952		%52,1	5 days 15 hrs 33 mins
20.01.2023	FLUX/USDT	1	0.6480	0.8370	0.9950	1.1580	1.3550	1.6590		%53,5	7 days 13 hrs 6 mins
26.01.2023	STPT/USDT	1	0.0387	0.0497	0.0607	0.0724	0.0884	0.1110		%28,4	1 days 8 hrs 21 mins



### WIN & LOSS CHART

Win/Loss ● Win



### TOP WIN & LOSS TRADES

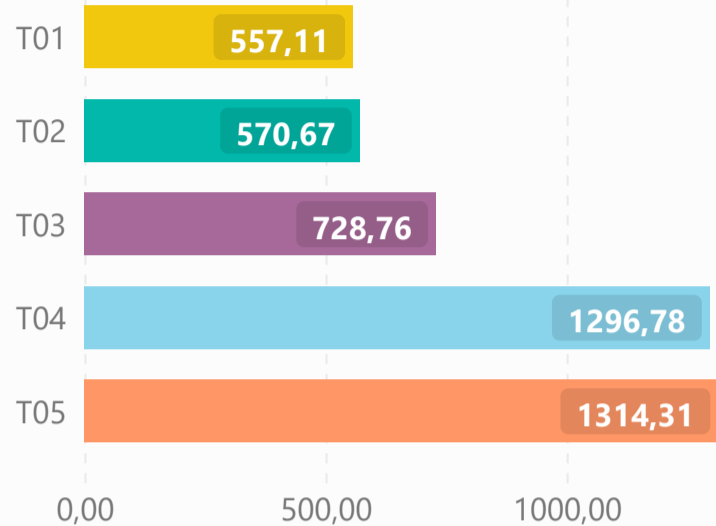
Date	Pair	Final Profit	Target	Duration
13.01.2023	MULTI/USDT	%112,7	T05	54 days 18 hrs 19 mins
31.01.2023	MOB/USDT	%88,8	T03	23 days 3 hrs 20 mins
10.01.2023	FIS/USDT	%88,7	T03	8 days 9 hrs 30 mins
16.01.2023	AMP/USDT	%76,4	T03	24 days 22 hrs 56 mins
29.01.2023	TVK/USDT	%71,0	T03	41 days 14 hrs 19 mins

Date	Pair	Trade Loss	Duration

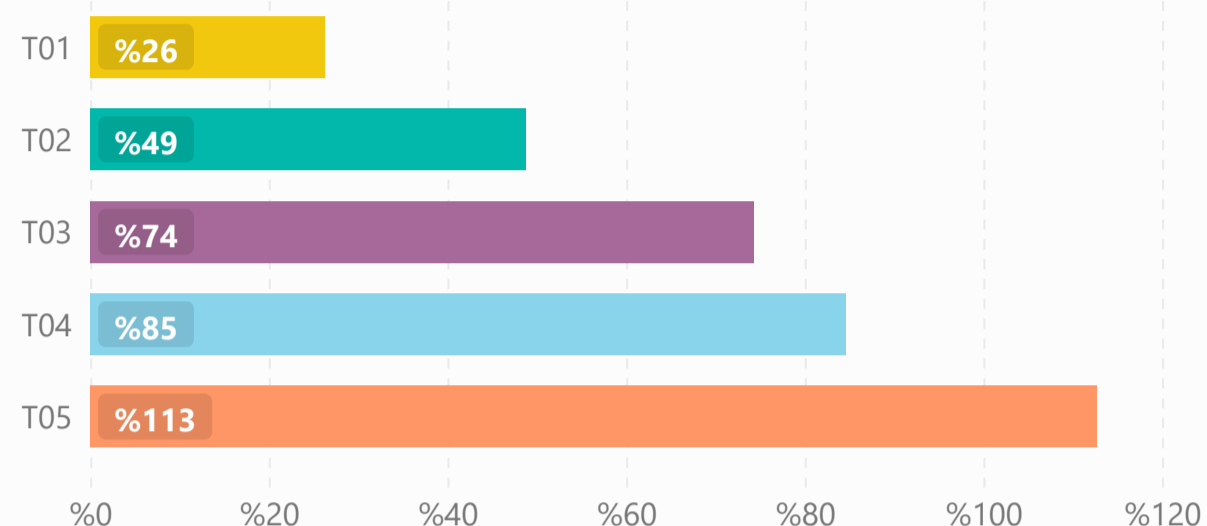


# 1) DETAILED STATS OF TARGETS (T1, T2, T3 etc.)

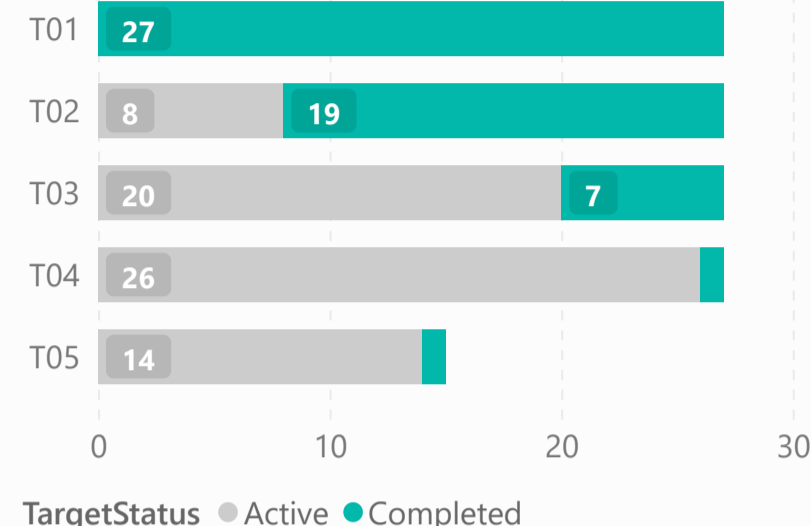
### AVERAGE HOURS TO HIT TARGETS



### AVERAGE PROFIT PER TARGET



### INDIVIDUAL TARGETS STATUS



# 2) TARGET DURATION vs PROFIT/LOSS SCATTER CHART

Targets ● T01 ● T02 ● T03 ● T04 ● T05

