



PLATINIUM BINANCE SPOT REPORT 2023 FEBRUARY

TOTAL PROFIT
%2299

Success Rate



Completed Trades

29
of Signals

%2299
Total Profit

Win Trades

29
of Trades

%2299
Win Profit

Loss Trades

()
of Trades

()
Loss Rate



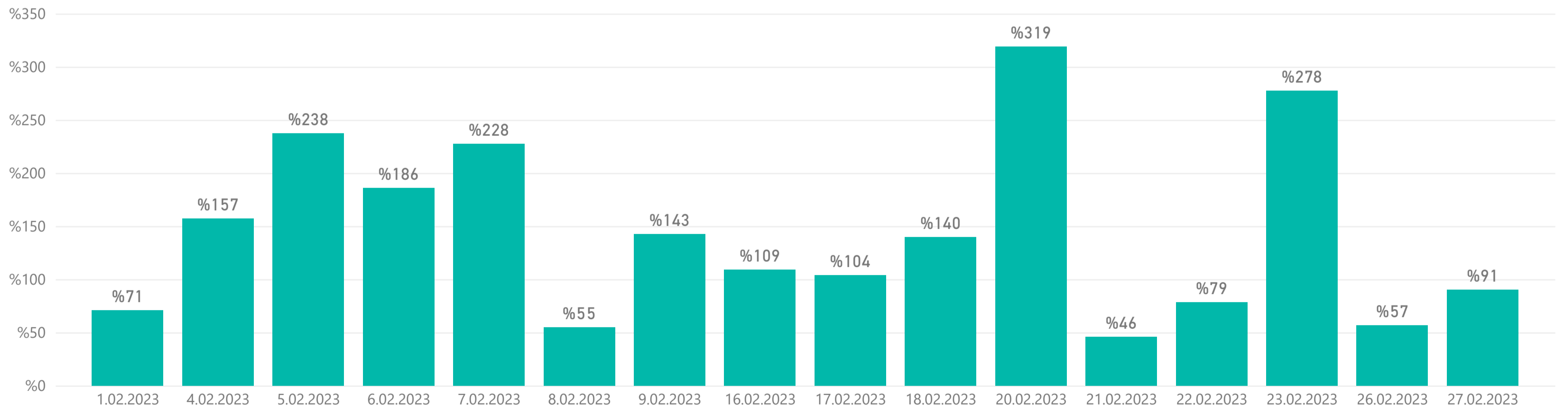
LIST OF ALL TRADES

Signal Date	Pair	Lev.	Buy Rate	Target 1	Target 2	Target 3	Target 4	Target 5	Stop Loss	Final Profit/Loss	Duration
20.11.2022	JASMY/USDT	1	0.0040	0.0049	0.0058	0.0069	0.0083	0.0105		%105,8	79 days 10 hrs 36 mins
22.11.2022	VTHO/USDT	1	0.0009	0.0012	0.0014	0.0017	0.0021			%52,3	79 days 14 hrs 14 mins
5.12.2022	WNXM/USDT	1	11.3700	14.2900	16.8500	19.0400	23.2100			%104,1	74 days 5 hrs 29 mins
8.12.2022	ORN/USDT	1	0.9320	1.1530	1.3710	1.6430	2.0220	2.4460		%23,7	70 days 16 hrs 3 mins
8.12.2022	UTK/USDT	1	0.1035	0.1313	0.1533	0.1758	0.2080	0.2450		%26,9	62 days 7 hrs 58 mins
12.12.2022	IRIS/USDT	1	0.0152	0.0192	0.0240	0.0280	0.0336	0.0437		%187,7	70 days 18 hrs 1 mins
16.12.2022	AVA/USDT	1	0.5720	0.7180	0.8360	1.0100	1.2630			%46,2	68 days 15 hrs 12 mins
19.12.2022	TVK/USDT	1	0.0314	0.0396	0.0457	0.0537	0.0619	0.0739		%97,1	48 days 10 hrs 19 mins
19.12.2022	VIDT/USDT	1	0.0302	0.0380	0.0457	0.0541	0.0631			%79,3	49 days 10 hrs 28 mins
21.12.2022	MDT/USDT	1	0.0212	0.0263	0.0296	0.0357	0.0443			%108,3	45 days 20 hrs 20 mins
23.12.2022	AMP/USDT	1	0.0031	0.0039	0.0047	0.0055	0.0069			%120,1	62 days 14 hrs 56 mins
24.12.2022	ERN/USDT	1	1.7540	2.1890	2.6110	3.1910	3.9490	4.9880		%48,9	42 days 0 hrs 10 mins
1.01.2023	REI/USDT	1	0.0229	0.0302	0.0359	0.0417	0.0508	0.0606		%121,8	37 days 3 hrs 47 mins
2.01.2023	FIS/USDT	1	0.2498	0.3193	0.3796	0.4713	0.6005			%140,4	8 days 9 hrs 30 mins
5.01.2023	SFP/USDT	1	0.3894	0.4797	0.5679	0.6661	0.8061	0.9633		%71,1	9 days 8 hrs 50 mins
6.01.2023	AION/USDT	1	0.0270	0.0344	0.0391	0.0454	0.0559			%107,0	8 days 10 hrs 47 mins
7.01.2023	MOB/USDT	1	0.8870	1.1260	1.3730	1.6750	2.1280			%139,9	41 days 11 hrs 20 mins
9.01.2023	CTSI/USDT	1	0.1107	0.1386	0.1672	0.1977	0.2297			%78,6	43 days 23 hrs 3 mins
10.01.2023	XEM/USDT	1	0.0307	0.0385	0.0432	0.0495	0.0585	0.0661		%90,6	48 days 13 hrs 4 mins
12.01.2023	FIDA/USDT	1	0.3350	0.4327	0.5066	0.6151	0.7513	0.9039		%83,6	42 days 16 hrs 8 mins
14.01.2023	PERL/USDT	1	0.0148	0.0189	0.0224	0.0273	0.0322	0.0385		%84,3	26 days 8 hrs 42 mins
16.01.2023	PNT/USDT	1	0.1506	0.1892	0.2224	0.2793	0.3600	0.4422		%85,5	4 days 20 hrs 42 mins
18.01.2023	IDEX/USDT	1	0.0476	0.0596	0.0696	0.0801	0.0972	0.1134		%68,2	33 days 14 hrs 46 mins
23.01.2023	WAXP/USDT	1	0.0680	0.0868	0.1000	0.1207	0.1443	0.1770		%27,6	31 days 21 hrs 18 mins
24.01.2023	FORTH/USDT	1	3.4300	4.3400	5.0100	5.7700	6.7700	7.9200		%46,1	28 days 8 hrs 26 mins
26.01.2023	STPT/USDT	1	0.0387	0.0497	0.0607	0.0724	0.0884	0.1110		%56,8	31 days 4 hrs 21 mins
29.01.2023	MBL/USDT	1	0.0032	0.0041	0.0049	0.0057	0.0071	0.0085		%28,3	10 days 0 hrs 48 mins
9.02.2023	QI/USDT	1	0.0107	0.0113	0.0140	0.0172	0.0198	0.0243		%6,3	4 hrs 42 mins
16.02.2023	WAN/USDT	1	0.2031	0.2799	0.3315	0.4105	0.4972	0.5890		%63,2	4 days 6 hrs 37 mins



WIN & LOSS CHART

Win/Loss ● Win



TOP WIN & LOSS TRADES

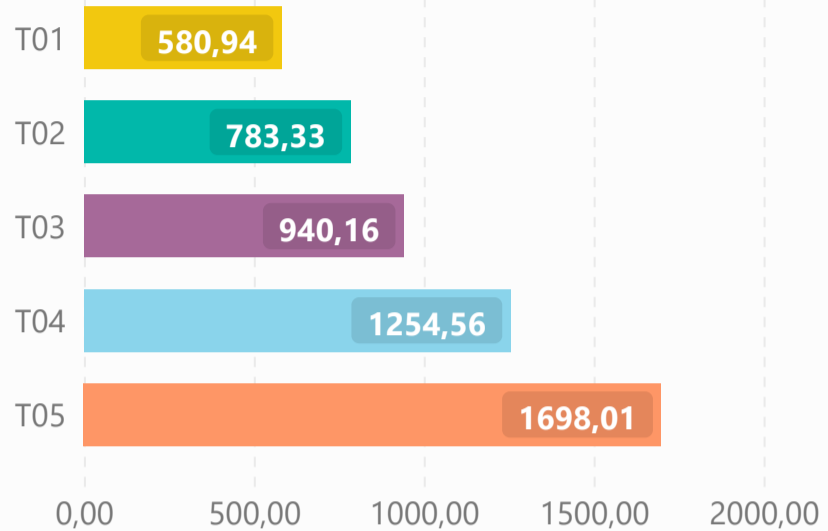
Date	Pair	Final Profit	Target	Duration
20.02.2023	IRIS/USDT	%187,7	T05	70 days 18 hrs 1 mins
5.02.2023	FIS/USDT	%140,4	T04	34 days 21 hrs 30 mins
18.02.2023	MOB/USDT	%139,9	T04	41 days 11 hrs 20 mins
7.02.2023	REI/USDT	%121,8	T04	37 days 3 hrs 47 mins
23.02.2023	AMP/USDT	%120,1	T04	62 days 14 hrs 56 mins

Date	Pair	Trade Loss	Duration
------	------	------------	----------

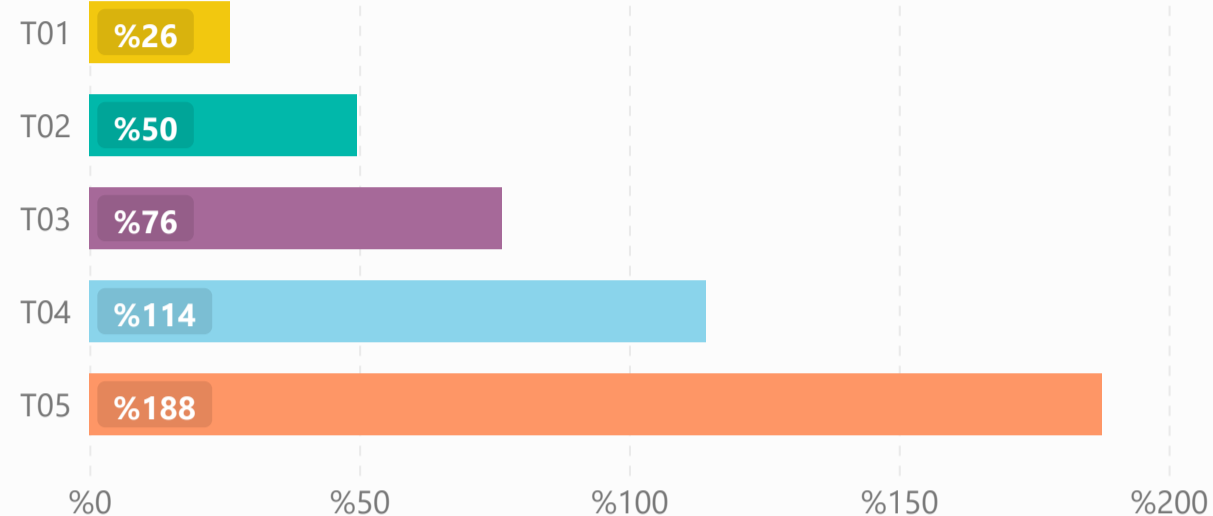


1) DETAILED STATS OF TARGETS (T1, T2, T3 etc.)

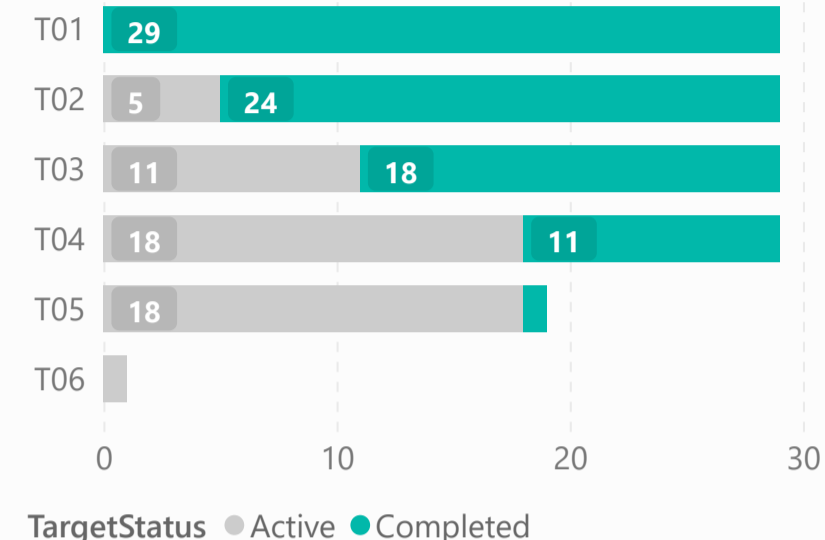
AVERAGE HOURS TO HIT TARGETS



AVERAGE PROFIT PER TARGET



INDIVIDUAL TARGETS STATUS



2) TARGET DURATION vs PROFIT/LOSS SCATTER CHART

Targets ● T01 ● T02 ● T03 ● T04 ● T05

