



PLATINIUM BINANCE SPOT REPORT 2023 MARCH

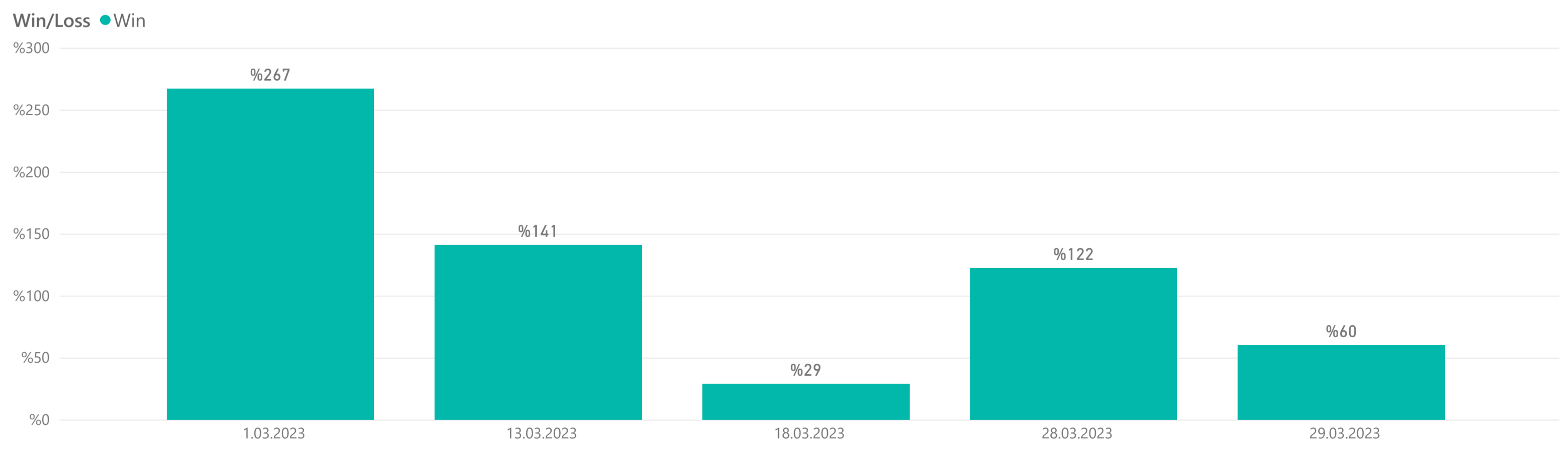
TOTAL PROFIT
%619

Success Rate 	Completed Trades 6 # of Signals %619 Total Profit	Win Trades 6 # of Trades %619 Win Profit	Loss Trades () # of Trades () Loss Rate
-------------------------	---	--	---

LIST OF ALL TRADES

Signal Date	Pair	Lev.	Buy Rate	Target 1	Target 2	Target 3	Target 4	Target 5	Stop Loss	Final Profit/Loss	Duration
20.10.2022	KEY/USDT	1	0.0043	0.0052	0.0061	0.0071	0.0086	0.0104		%141,0	144 days 20 hrs 45 mins
14.01.2023	PERL/USDT	1	0.0148	0.0189	0.0224	0.0273	0.0322	0.0385		%160,3	46 days 16 hrs 42 mins
16.01.2023	PNT/USDT	1	0.1506	0.1892	0.2224	0.2793	0.3112	0.3600		%106,6	44 days 20 hrs 42 mins
25.02.2023	TOMO/USDT	1	0.4432	0.6137	0.7091	0.7721	0.9213	1.1124		%60,0	31 days 19 hrs 8 mins
17.03.2023	CHESS/USDT	1	0.2471	0.3190	0.3830	0.4524	0.5543			%29,1	1 days 19 hrs 48 mins
18.03.2023	JOE/USDT	1	0.2709	0.3668	0.4283	0.4970	0.6023	0.7209		%122,3	9 days 13 hrs 15 mins

WIN & LOSS CHART



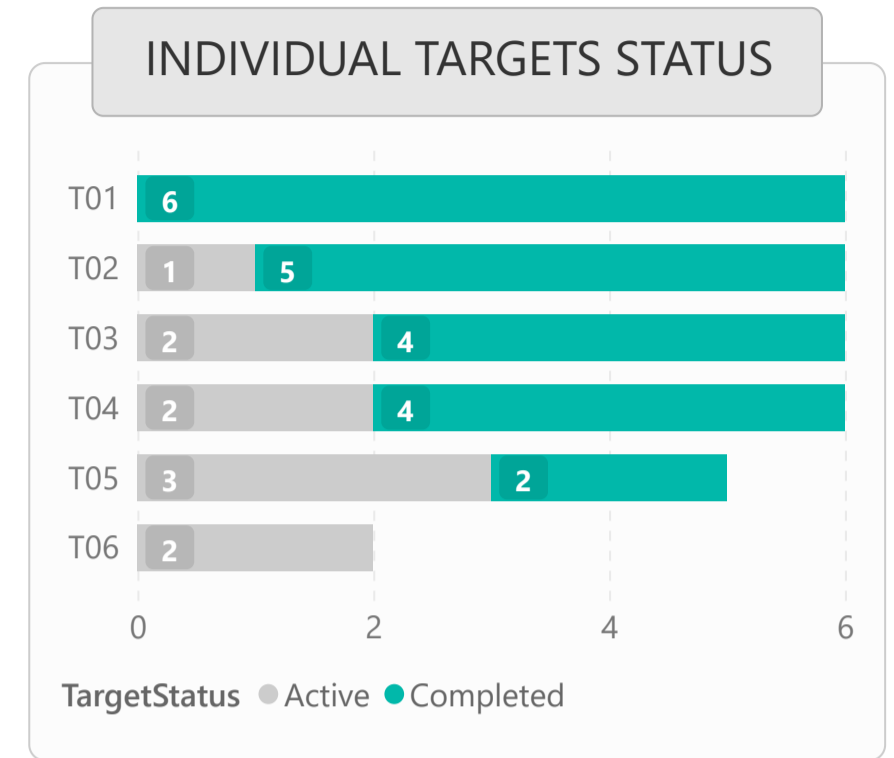
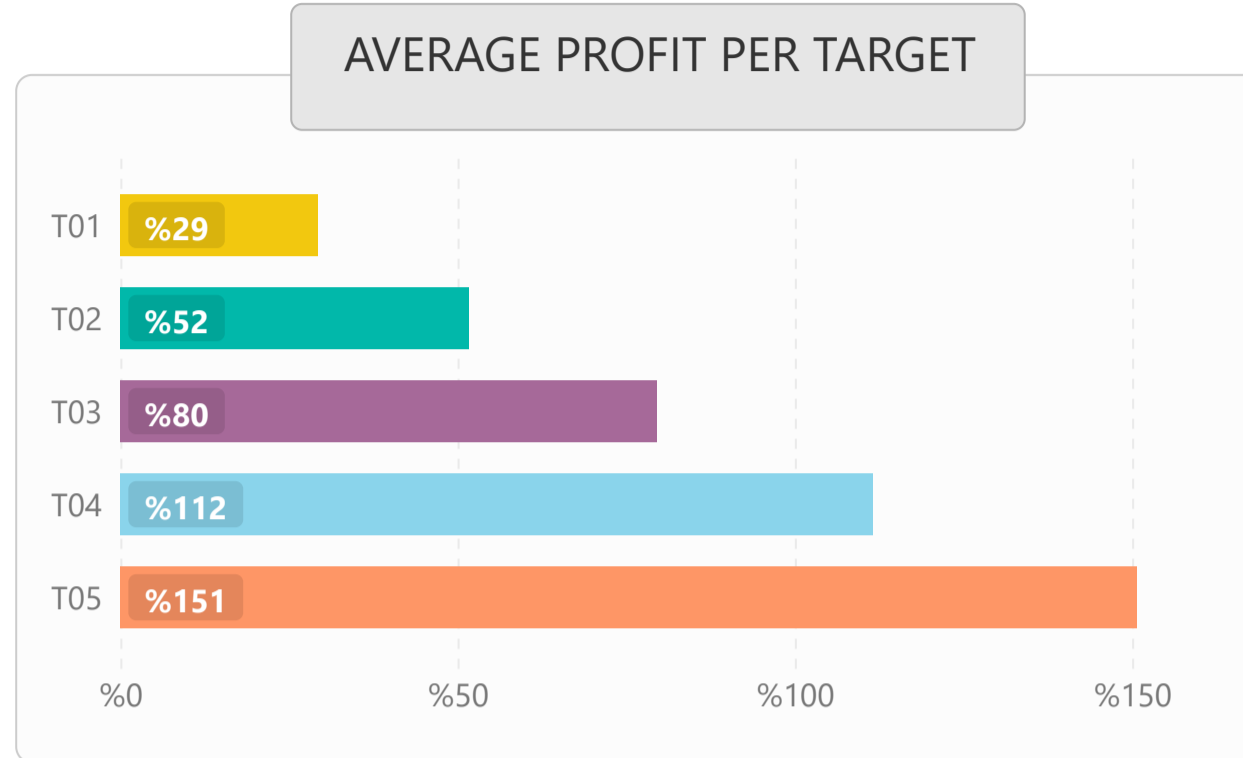
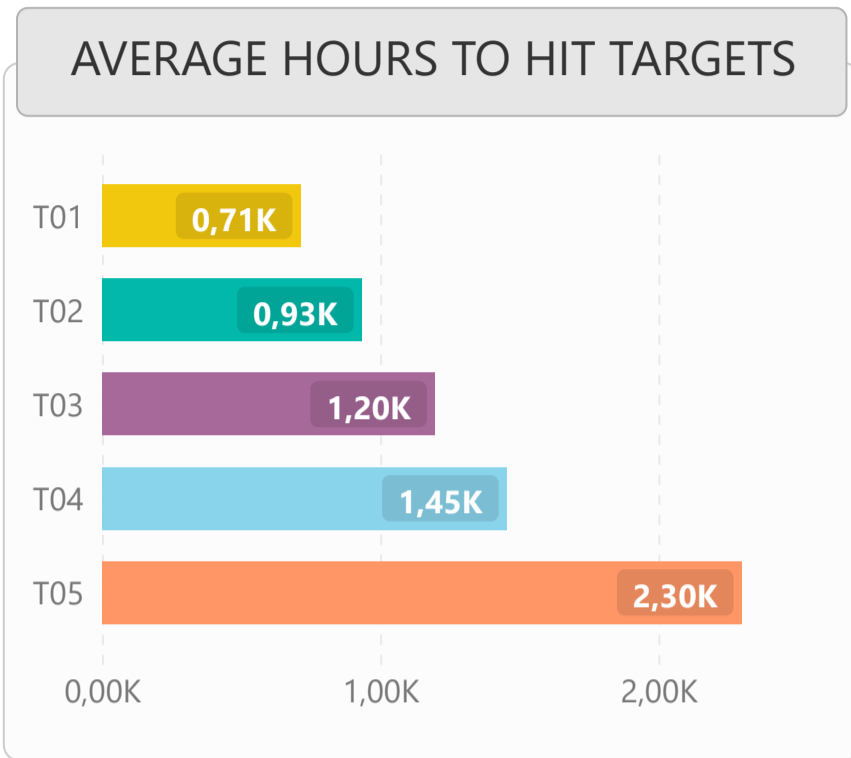
TOP WIN & LOSS TRADES

Date	Pair	Final Profit	Target	Duration
1.03.2023	PERL/USDT	%160,3	T05	46 days 16 hrs 42 mins
13.03.2023	KEY/USDT	%141,0	T05	144 days 20 hrs 45 mins
28.03.2023	JOE/USDT	%122,3	T04	9 days 13 hrs 15 mins
1.03.2023	PNT/USDT	%106,6	T04	44 days 20 hrs 42 mins
29.03.2023	TOMO/USDT	%60,0	T02	31 days 19 hrs 8 mins

Date	Pair	Trade Loss	Duration
------	------	------------	----------



1) DETAILED STATS OF TARGETS (T1, T2, T3 etc.)



2) TARGET DURATION vs PROFIT/LOSS SCATTER CHART

Targets ● T01 ● T02 ● T03 ● T04 ● T05

