



PLATINIUM BINANCE SPOT REPORT 2023 APRIL

TOTAL PROFIT
%497

Success Rate <p>%100.0</p>	Completed Trades <p>7 # of Signals</p> <p>%497 Total Profit</p>	Win Trades <p>7 # of Trades</p> <p>%497 Win Profit</p>	Loss Trades <p>0 # of Trades</p> <p>0 Loss Rate</p>
--------------------------------------	---	--	---



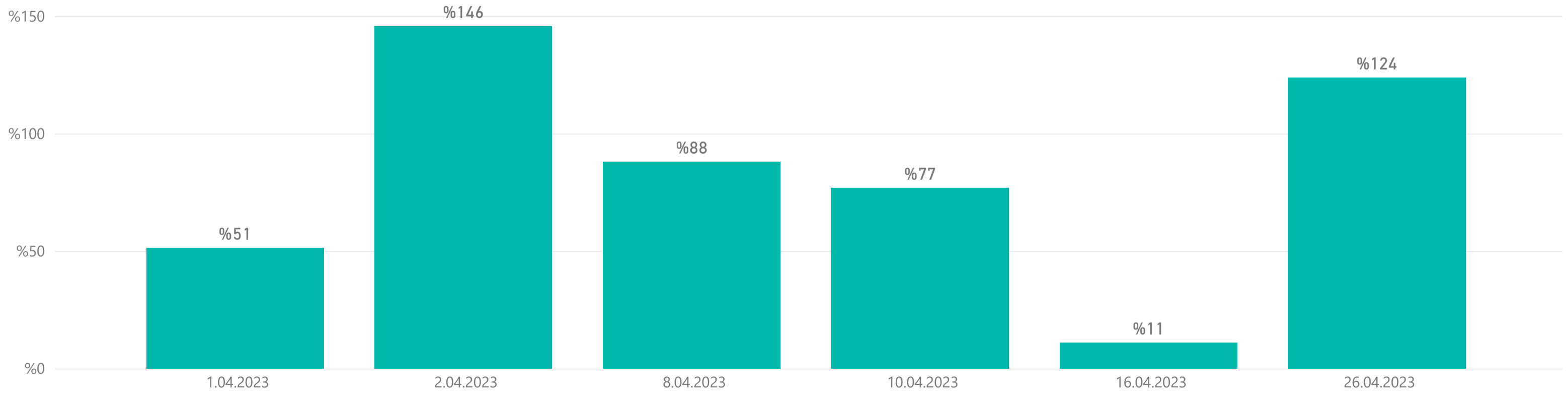
LIST OF ALL TRADES

Signal Date	Pair	Lev.	Buy Rate	Target 1	Target 2	Target 3	Target 4	Target 5	Stop Loss	Final Profit/Loss	Duration
18.01.2023	IDEX/USDT	1	0.0476	0.0596	0.0696	0.0801	0.0972	0.1065		%123,8	98 days 8 hrs 24 mins
12.02.2023	ZRX/USDT	1	0.2432	0.3374	0.3684	0.4302	0.5486	0.6850		%51,5	47 days 13 hrs 24 mins
18.03.2023	JOE/USDT	1	0.2709	0.3668	0.4283	0.4970	0.6023	0.6660		%145,8	9 days 13 hrs 15 mins
23.03.2023	XVS/USDT	1	4.9400	6.4500	7.4300	8.6200	8.7400	10.0100		%76,9	17 days 5 hrs 56 mins
4.04.2023	BICO/USDT	1	0.3700	0.4830	0.5870	0.6960	0.8550			%30,5	4 days 19 hrs 58 mins
7.04.2023	SANTOS/USDT	1	4.4550	5.7480	7.0210	7.0950	8.6730	10.6540		%57,6	1 days 18 hrs 43 mins
12.04.2023	LINK/USDT	1	7.3500	8.1650	9.3390	11.8700	14.4950	17.4010		%11,1	4 days 4 hrs 54 mins



WIN & LOSS CHART

Win/Loss ● Win



TOP WIN & LOSS TRADES

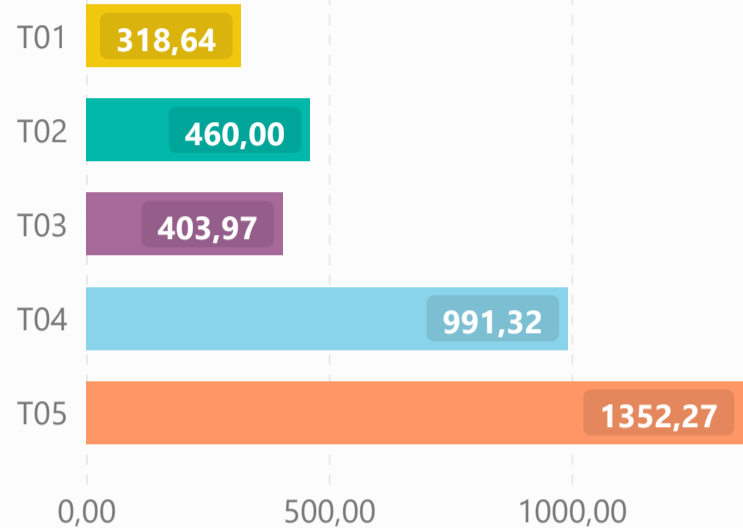
Date	Pair	Final Profit	Target	Duration
2.04.2023	JOE/USDT	%145,8	T05	14 days 8 hrs 8 mins
26.04.2023	IDEX/USDT	%123,8	T05	98 days 8 hrs 24 mins
10.04.2023	XVS/USDT	%76,9	T04	17 days 5 hrs 56 mins
8.04.2023	SANTOS/USDT	%57,6	T02	1 days 18 hrs 43 mins
1.04.2023	ZRX/USDT	%51,5	T02	47 days 13 hrs 24 mins

Date	Pair	Trade Loss	Duration
------	------	------------	----------

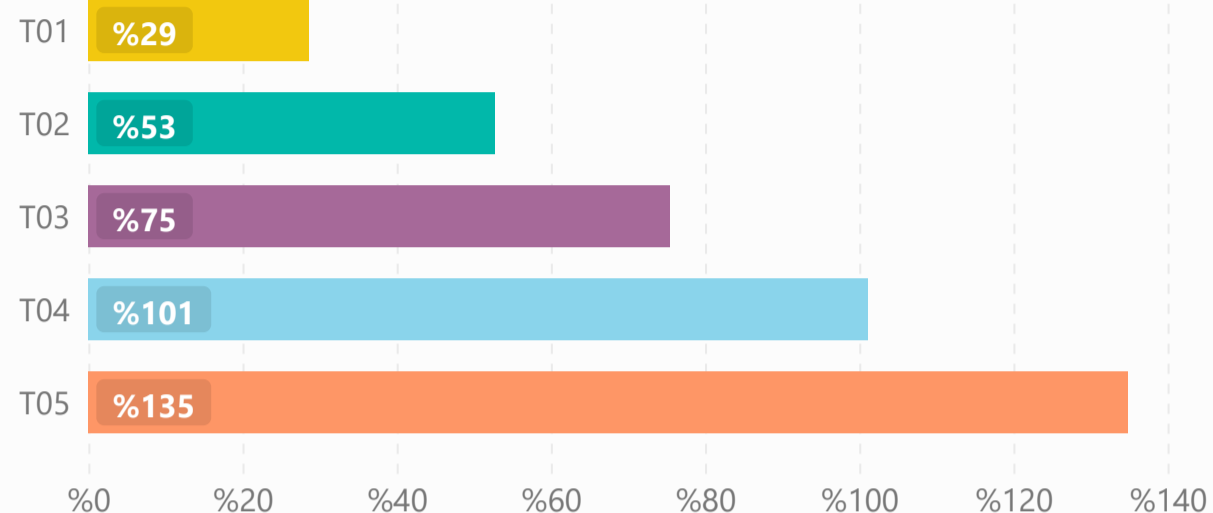


1) DETAILED STATS OF TARGETS (T1, T2, T3 etc.)

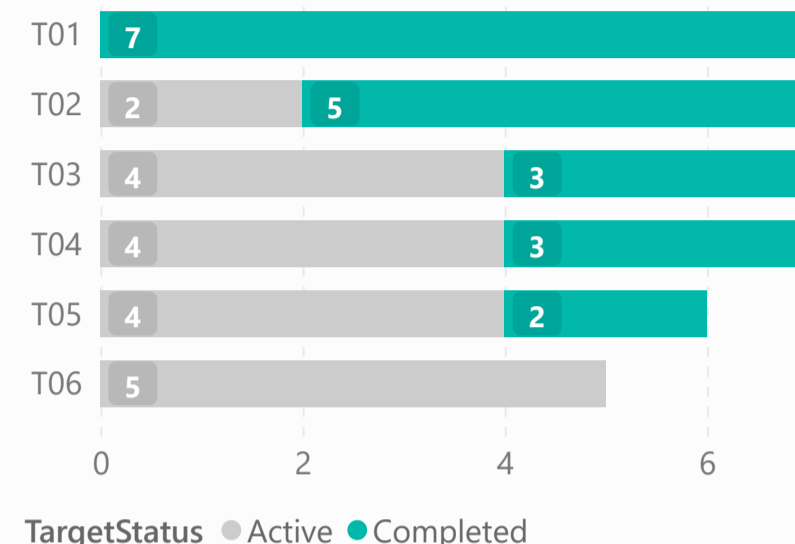
AVERAGE HOURS TO HIT TARGETS



AVERAGE PROFIT PER TARGET



INDIVIDUAL TARGETS STATUS



2) TARGET DURATION vs PROFIT/LOSS SCATTER CHART

Targets ● T01 ● T02 ● T03 ● T04 ● T05

