



PLATINIUM BINANCE SPOT REPORT 2023 MAY

TOTAL PROFIT
%208

Success Rate <p>%100.0</p>	Completed Trades <p>3 # of Signals</p> <p>%208 Total Profit</p>	Win Trades <p>3 # of Trades</p> <p>%208 Win Profit</p>	Loss Trades <p>0 # of Trades</p> <p>0 Loss Rate</p>
--------------------------------------	---	--	---

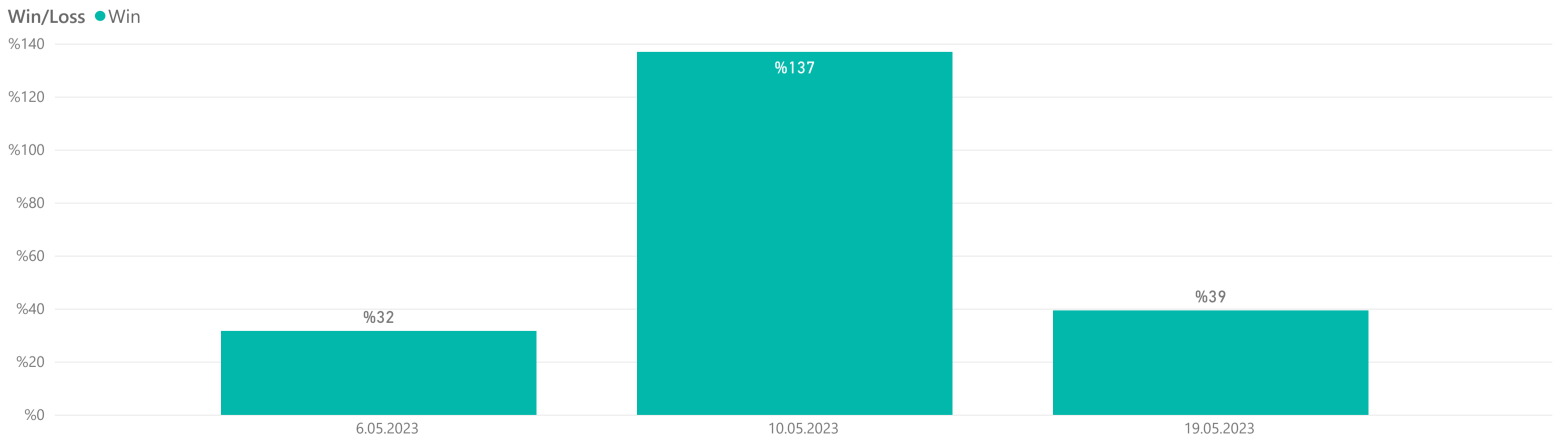


LIST OF ALL TRADES

Signal Date	Pair	Lev.	Buy Rate	Target 1	Target 2	Target 3	Target 4	Target 5	Stop Loss	Final Profit/Loss	Duration
25.02.2023	TOMO/USDT	1	0.4432	0.6137	0.7091	0.7721	0.9213	1.0500		%136,9	73 days 1 hrs 1 mins
1.05.2023	MTL/USDT	1	1.1710	1.5410	1.8830	2.1640	2.5450	3.2570		%31,6	5 days 4 hrs 15 mins
13.05.2023	COCOS/USDT	1	1.2782	1.7800	2.1909	2.5869	3.2509			%39,3	5 days 23 hrs 38 mins



WIN & LOSS CHART



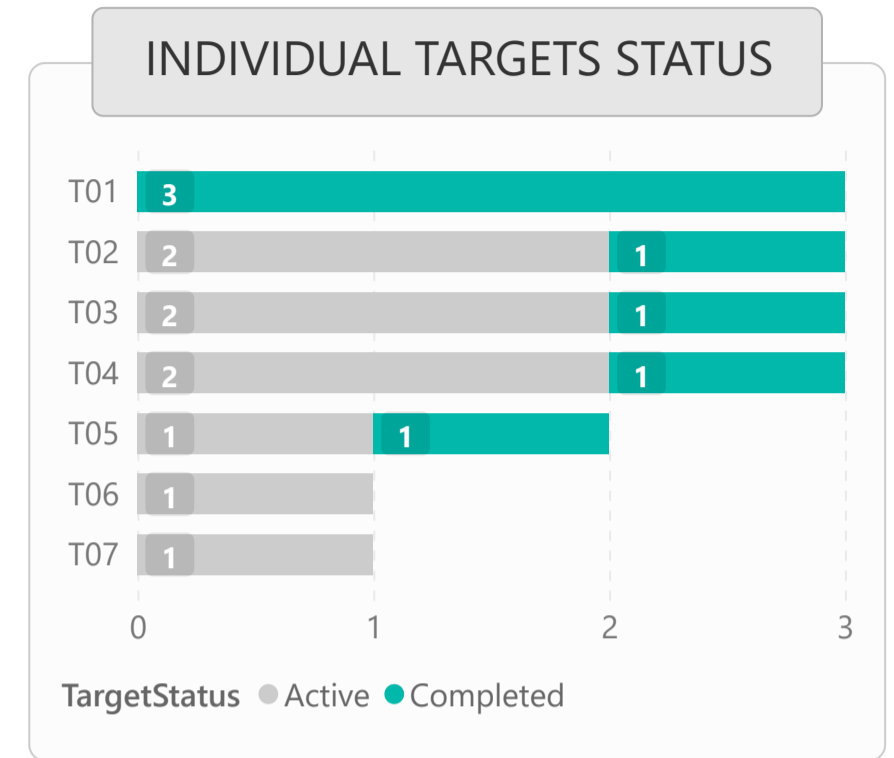
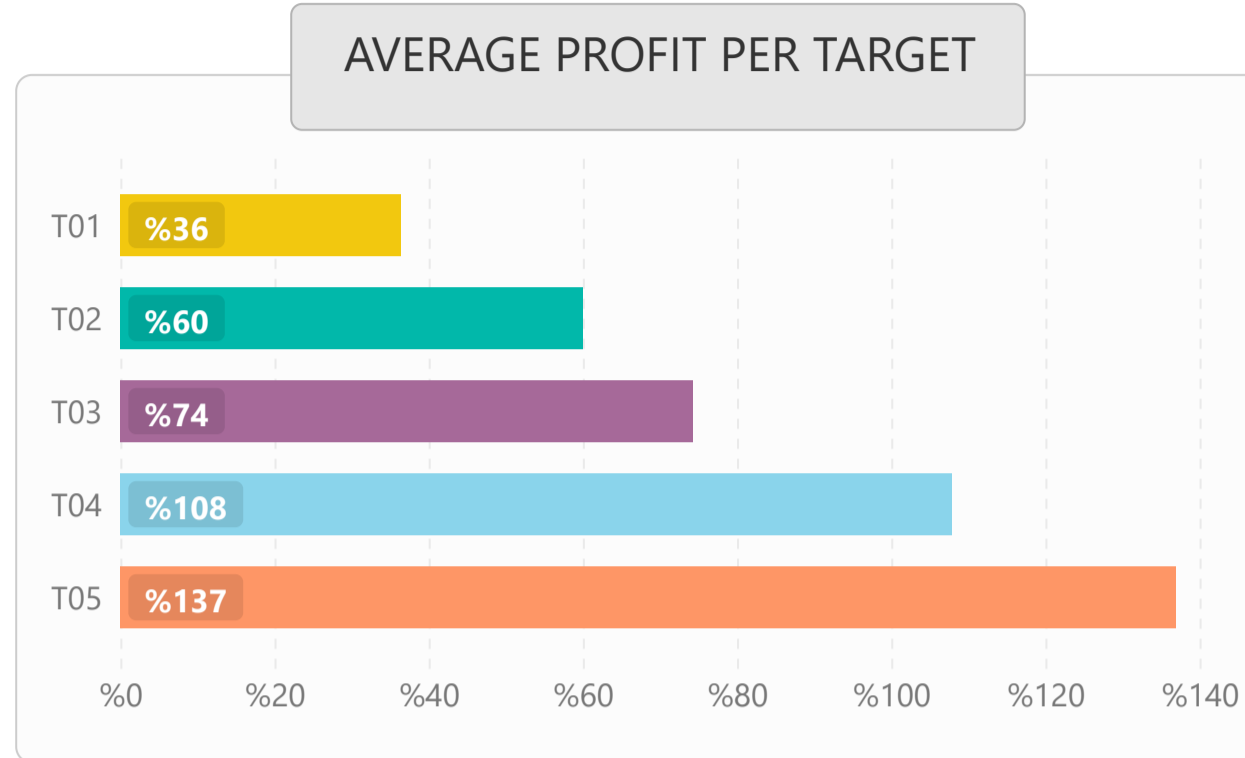
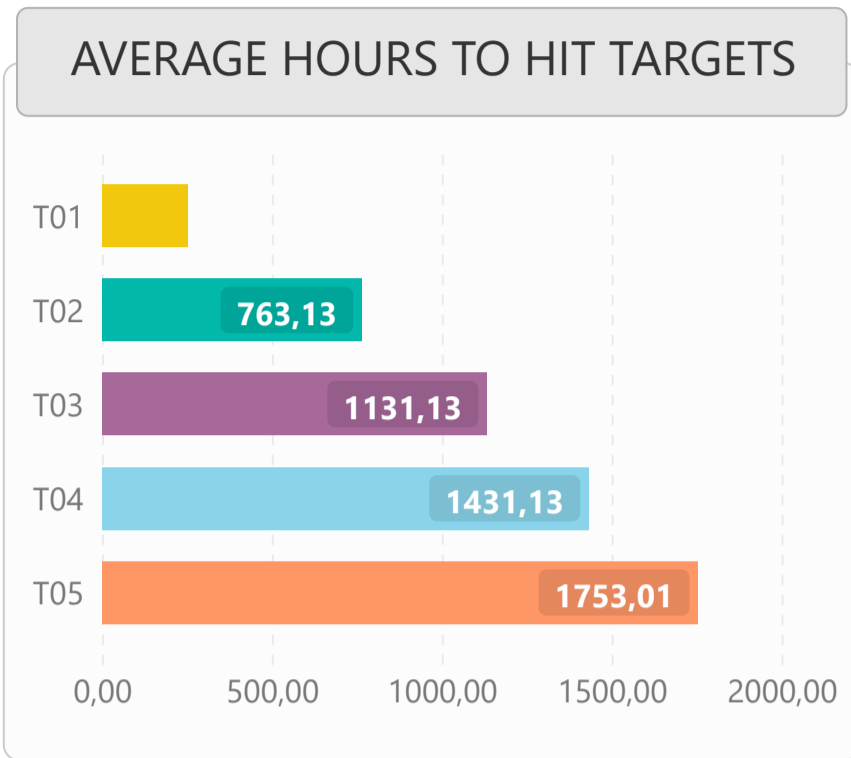
TOP WIN & LOSS TRADES

Date	Pair	Final Profit	Target	Duration
10.05.2023	TOMO/USDT	%136,9	T05	73 days 1 hrs 1 mins
19.05.2023	COCOS/USDT	%39,3	T01	5 days 23 hrs 38 mins
6.05.2023	MTL/USDT	%31,6	T01	5 days 4 hrs 15 mins

Date	Pair	Trade Loss	Duration
------	------	------------	----------



1) DETAILED STATS OF TARGETS (T1, T2, T3 etc.)



2) TARGET DURATION vs PROFIT/LOSS SCATTER CHART

Targets ● T01 ● T02 ● T03 ● T04 ● T05

