



PLATINIUM BINANCE SPOT REPORT 2023 JULY

TOTAL PROFIT
%716

Success Rate <p>%100.0</p>	Completed Trades <p>8 # of Signals</p> <p>%716 Total Profit</p>	Win Trades <p>8 # of Trades</p> <p>%716 Win Profit</p>	Loss Trades <p>0 # of Trades</p> <p>0 Loss Rate</p>
--------------------------------------	---	--	---



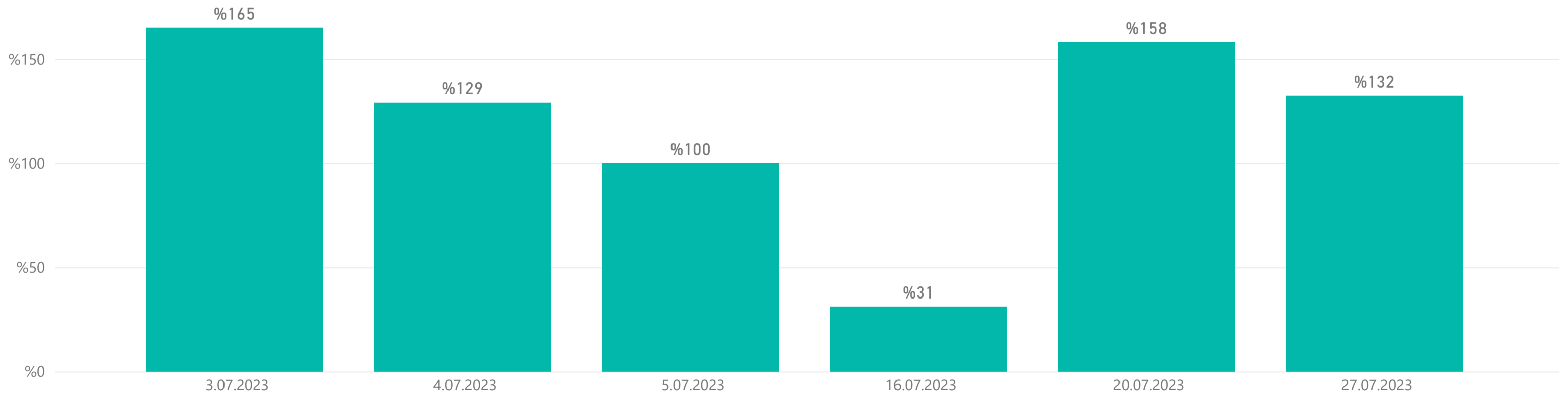
LIST OF ALL TRADES

Signal Date	Pair	Lev.	Buy Rate	Target 1	Target 2	Target 3	Target 4	Target 5	Stop Loss	Final Profit/Loss	Duration
17.02.2023	XVG/USDT	1	0.0032	0.0040	0.0045	0.0052	0.0060	0.0069		%118,0	136 days 2 hrs 19 mins
27.03.2023	AUCTION/USDT	1	5.4200	7.0300	8.0300	9.1200	10.7100	12.6000		%132,5	9 days 8 hrs 26 mins
2.06.2023	GHST/USDT	1	0.9830	1.1510	1.2900	1.4560	1.6260	1.7830		%31,2	44 days 4 hrs 7 mins
13.06.2023	BTS/USDT	1	0.0082	0.0108	0.0123	0.0141	0.0165	0.0193		%100,1	22 days 11 hrs 50 mins
17.06.2023	POND/USDT	1	0.0072	0.0096	0.0115	0.0122	0.0140	0.0164		%70,1	32 days 23 hrs 29 mins
30.06.2023	TROY/USDT	1	0.0020	0.0026	0.0029	0.0034	0.0038	0.0045		%129,1	4 days 9 hrs 30 mins
2.07.2023	FIRO/USDT	1	1.5140	1.9680	2.2280	2.2930	2.6790	3.0660		%47,2	1 days 17 hrs 39 mins
12.07.2023	AGLD/USDT	1	0.7000	0.9110	1.1020	1.3170	1.5840	1.8920		%88,1	8 days 7 hrs 30 mins



WIN & LOSS CHART

Win/Loss ● Win



TOP WIN & LOSS TRADES

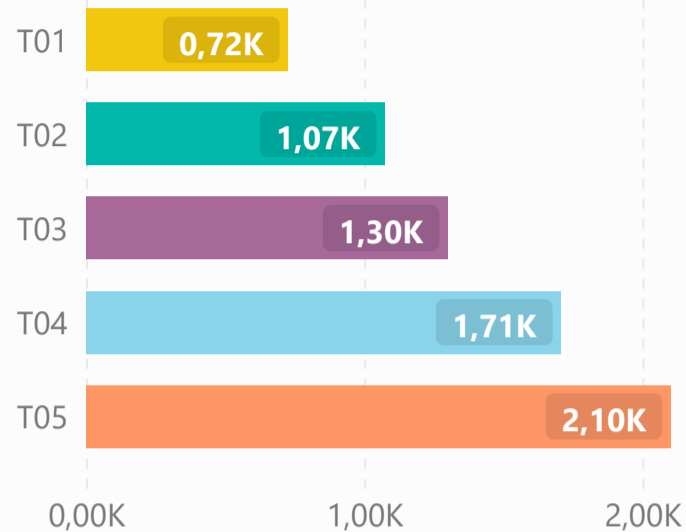
Date	Pair	Final Profit	Target	Duration
27.07.2023	AUCTION/USDT	%132,5	T05	122 days 0 hrs 26 mins
4.07.2023	TROY/USDT	%129,1	T05	4 days 9 hrs 30 mins
3.07.2023	XVG/USDT	%118,0	T05	136 days 2 hrs 19 mins
5.07.2023	BTS/USDT	%100,1	T04	22 days 11 hrs 50 mins
20.07.2023	AGLD/USDT	%88,1	T03	8 days 11 hrs 30 mins

Date	Pair	Trade Loss	Duration
------	------	------------	----------

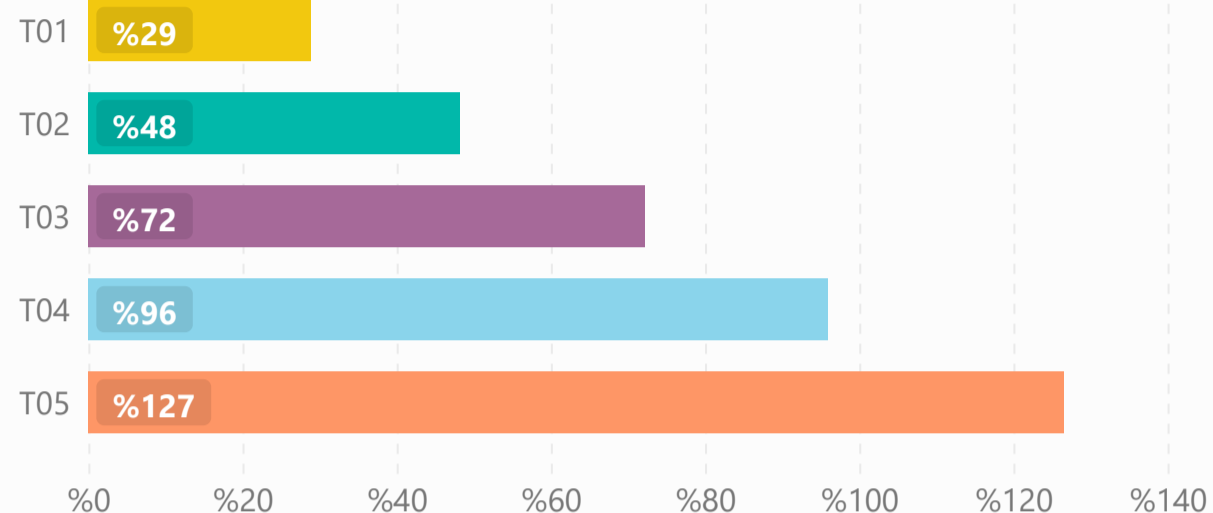


1) DETAILED STATS OF TARGETS (T1, T2, T3 etc.)

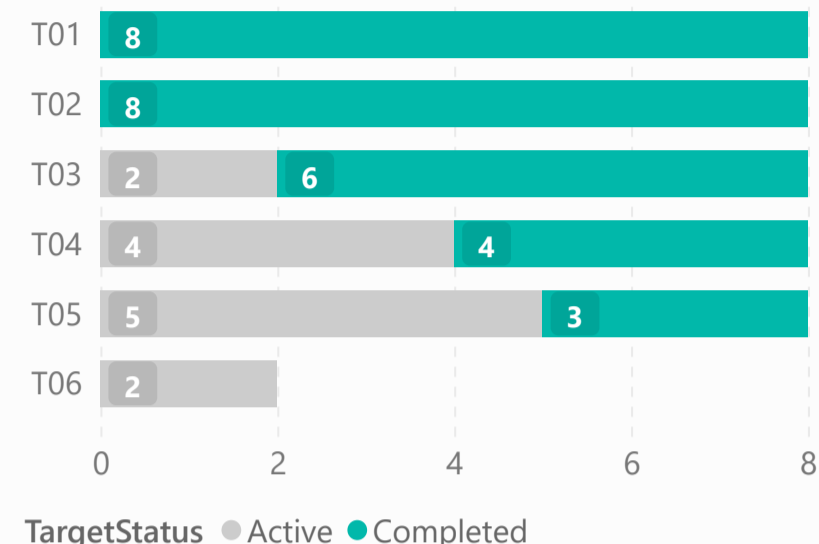
AVERAGE HOURS TO HIT TARGETS



AVERAGE PROFIT PER TARGET



INDIVIDUAL TARGETS STATUS



2) TARGET DURATION vs PROFIT/LOSS SCATTER CHART

Targets ● T01 ● T02 ● T03 ● T04 ● T05

